



# Community Health Needs Assessment 2022

Mayo Clinic Health System-Eau Claire



# Table of contents

## **SECTION 1 - Executive Summary**

---

- 3 Enterprise Overview
- 4 Entity Overview
- 5 Summary of Community Health Needs Assessment

## **SECTION 2 - Our Community**

---

- 7 Demographic Overview

## **SECTION 3 - Assessing the Needs of the Community**

---

- 14 Community Input
- 16 Process and Methods

## **SECTION 4 - Addressing the Needs of the Community**

---

- 69 Identified Health Needs
- 70 Prioritization Process and Criteria
- 72 Available Resources within the Community to Address the Identified Needs

## **SECTION 5 - Evaluation of Prior CHNA and Implementation**

---

- 85 Evaluation of impact since previous CHNA

# Executive Summary

## Enterprise Overview



### MAYO CLINIC

Mayo Clinic is a not-for-profit organization with a mission to inspire hope and promote health through integrated clinical practice, education, and research. Mayo Clinic serves more than 1.4 million patients annually from every U.S. state and communities throughout the world, offering a full spectrum of care from health information, preventive, and primary care to the most complex medical care. Mayo Clinic has locations in Rochester, MN; Scottsdale and Phoenix, AZ; Jacksonville, FL; and many Mayo Clinic Health System sites in Minnesota and Wisconsin

### COMMITMENT TO COMMUNITY

Through its interdisciplinary expertise in medical practice, research and education, Mayo Clinic serves communities everywhere. Mayo Clinic reinvests its net operating income to advance breakthroughs in diagnoses, treatments and cures for all varieties and complexity of human disease and quickly translates this new knowledge to advance the practice of medicine. One example illuminating this is how Mayo Clinic responded to the COVID-19 pandemic, which intensified existing community health needs. Mayo Clinic's front-line and virtual teams cared for more than 160,000 patients with COVID-19 in 2021. Mayo staff tested more than 1.1 million people for COVID-19, administered more than 500,000 COVID-19 vaccinations, and provided more than 19,000 monoclonal antibody infusions. In addition to its extensive medical, public health and research response, Mayo Clinic also cared for broader aspects of community need, including assistance to local non-profits,

schools and government agencies, human service collaborative efforts and small local businesses to help stabilize and sustain the economies of its local communities.

## Entity Overview

Mayo Clinic Health System (MCHS) was created to fulfill Mayo Clinic's commitment to bring quality health care to local communities. MCHS has a physical presence in 44 communities and consists of 53 clinics, 16 hospitals and other facilities that serve the health care needs of people in Iowa, Minnesota, and Wisconsin. The more than 900 community-based providers, paired with the resources and expertise of Mayo Clinic, enable patients in the region to receive the highest-quality physical and virtual health care close to home. MCHS is recognized as one of the most successful regional health care systems in the U.S.

MCHS was developed to bring a new kind of health care to communities. By putting together integrated teams of local doctors and medical experts, we have opened the door to information sharing in a way that allows us to keep our family, friends and neighbors healthier than ever before.

The system also provides patients with access to cutting-edge research, technology, and resources. Our communities have the peace of mind that their neighbors are working together around the clock on their behalf.

Mayo Clinic Health System in Eau Claire is a 310-bed hospital located in Eau Claire, Wisconsin. Since 1905, the hospital has been dedicated to promoting health and meeting the health care needs of our patients.

Eau Claire is part of the Northwest Wisconsin region of MCHS, which includes hospitals in Barron, Bloomer, Menomonie, and Osseo. Mayo Clinic Health System in Eau Claire supports the community through inpatient and outpatient services, as well as health and wellness. Although MCHS - Eau Claire serves patients from several communities in western Wisconsin, the majority are from Eau Claire County. For the purposes of MCHS - Eau Claire's CHNA, the community is defined as Eau Claire County.

In 2021, Mayo Clinic Health System in Eau Claire provided \$9.4 million in charity care and more than \$16.4 million in bad debt. The hospital contributed more than \$384,000 through philanthropic donations to support programs, including the American Red Cross, Alzheimer's Association, Epilepsy Foundation, United Way, National Alliance on Mental Illness, local emergency medical services, free clinics, Hometown Health grants, and healthcare college scholarships.

Health education is also communicated through numerous blog postings, newsletter articles and informal presentations. Through online tracking and other measures, it is estimated we reached another 27,000 residents by providing health information on topics affecting immediate health issues

and helpful tips on general wellness. Additionally, the hospital organized a “Feed My People Holiday Giving Virtual Campaign” that raised \$2,030 for hunger relief in Northwest Wisconsin.

The hospital also is a place of learning for many physicians, nurses, chaplains, and pharmacists. In 2021, the cost of hosting these educational programs was valued at more than \$6.7 million. In 2017, a Master Collaborative Research Agreement was created between MCHS and the University of Wisconsin-Eau Claire, which will pave the way for increased research opportunities for students in our region.

The MCHS Community Health Needs Assessment (CHNA) process advances and strengthens our commitment to community health and wellness activities by focusing on high-priority community needs and bringing additional ones to light.

## Summary of the Health Needs Assessment

The primary input into the assessment and prioritization process was the [2021 Eau Claire County Community Health Assessment, produced by the Community Health Assessment Planning Partnership Committee](#). This report was created through a joint effort of area health care organizations, the Eau Claire City-County Health Department, United Way of the Greater Chippewa Valley and Eau Claire Healthy Communities. In addition, written comments related to the previous CHNA would be considered, however, no written comments were received. This effort, led by the Community Health Assessment Planning Partnership Committee, began with the goal of evaluating community health to improve the quality of life for everyone in the community.

The following pages from the 2021 report, produced by the Community Health Assessment Planning Partnership Committee describe in full detail the process, methods, input, and resources for the Eau Claire County Community Health Needs Assessment. For the purpose of this report, the community is defined as Eau Claire County.

An aerial photograph of Eau Claire County, Wisconsin, showing a dense urban area with various buildings, streets, and green spaces. The image is overlaid with a semi-transparent green gradient that is darker on the left and lighter on the right.

**2021**

# **Eau Claire County**

**COMMUNITY HEALTH  
ASSESSMENT**

This document may be copied and distributed for educational or advocacy purposes. For any reproduction of this document, in part or in whole, please cite: 2021 Eau Claire County Community Health Assessment, Produced by the Community Health Assessment Planning Partnership Committee.

Cover Image by Think Eau Claire.

# EXECUTIVE SUMMARY

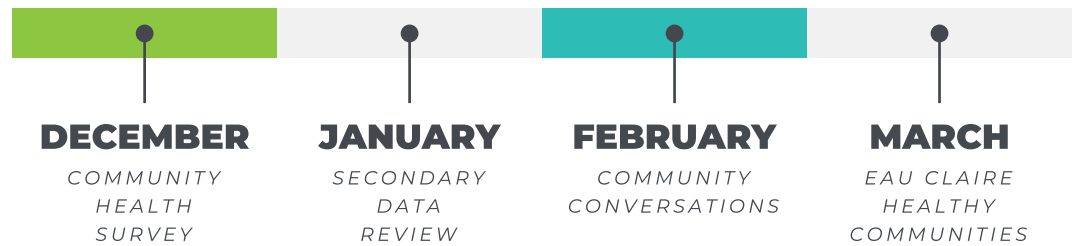
The World Health Organization has defined health as “a state of complete physical, social, and mental well-being, and not merely the absence of disease or infirmity” (WHO, 1948). As a condition of their tax-exempt status, non-profit hospital systems are required to conduct a Community Health Needs Assessment every three years and adopt implementation strategies to meet the health needs identified through the assessment process. Likewise, both state regulations and federal accreditation standards require public health departments to conduct a Community Health Assessment every five years. In conducting local health evaluations, organizations must gather information from various sectors of the community, summarize the input received, and describe the community resources that may be available to help address the health needs identified.

The 2021 Eau Claire County Community Health Assessment (CHA) was conducted collaboratively by the Community Health Assessment Planning Partnership Committee (also referred to in this report as the CHA partners). This partnership, which includes county health departments, local healthcare facilities, and community organizations, was established to optimize the coordination and use of resources while reducing duplicative efforts. Although this report is specific to Eau Claire County, the CHA partners used a parallel process to assess health needs in Chippewa County as well. The shared process in Chippewa and Eau Claire counties recognizes overlapping service areas and resources in these communities.

The purpose of the assessment process is to identify and prioritize significant community health needs, as well as to identify potential resources to address those needs. The CHA partners factored data from several sources into a prioritization matrix to identify those health areas on which to focus local health improvement efforts. Those sources included a Community Health Survey; secondary health data involving local and national comparisons; a series of virtual Community Conversations with county residents and stakeholders; and Eau Claire Healthy Communities, a local coalition that promotes the health and well-being of individuals, families, and communities in Eau Claire County. Each of these sources examined 14 health areas based on the state health plan ([Healthiest Wisconsin 2020](#)). This process involving the four primary inputs in conjunction with the weighted matrix identified the following top priorities: **Drug Use, Mental Health, Alcohol Misuse, Obesity,** and **Healthy Nutrition.**



## TIMELINE



The Community Health Assessment in turn serves as an input to the three-year, county-wide Community Health Improvement Plan (CHIP), which includes goals, measurable objectives, and implementation strategies that address the county's top health priorities. Data from this report will be used by Eau Claire Healthy Communities to create the plan. While the assessment itself involves county residents in identifying which health areas most need improvement, the CHIP process provides an opportunity for community members to determine how to make those improvements in Eau Claire County. In addition, each of the CHA partners will use information gathered during the assessment process to inform the work of their organizations. The results of this assessment thus will be used individually and jointly by the partner organizations to develop and implement plans for improving community health in the identified priority areas.

# CONTENTS

<b>Executive Summary</b>	03.
<b>Table of Contents</b>	05.
<b>Acknowledgements</b>	06.
<b>Community Profile</b>	07.
<b>Overview</b>	08.
<b>Data Collection Methods</b>	11.
Community Health Assessment Timeline	11.
Community Health Survey	11.
Secondary Data	13.
Community Conversations	14.
Coalition Meeting	15.
<b>Final Priorities</b>	16.
<b>Data Use</b>	17.
<b>Social Determinants of Health</b>	17.
<b>Health Disparities and Inequities</b>	19.
<b>Community Assets Inventory</b>	21.
<b>Health Focus Area Summaries</b>	23.
Drug Use	24.
Mental Health	26.
Alcohol Misuse	28.
Obesity	30.
Healthy Nutrition	32.
Chronic Disease Prevention & Management	34.
Communicable Disease Prevention & Control	35.
Physical Activity	36.
Healthy Growth & Development	37.
Vaping/Tobacco Use & Exposure	38.
Environmental & Occupational Health	39.
Injury & Violence Prevention	40.
Reproductive & Sexual Health	41.
Oral Health	42.
<b>Appendix I: Demographic Profiles</b>	44.
<b>Appendix II: Community Health Survey</b>	50.
<b>Appendix III: Core Data Set</b>	55.
<b>Appendix IV: Community Assets Inventory</b>	64.

## LIST OF FIGURES

<b>FIGURE 1: Take Action Cycle</b>	10.
<b>FIGURE 2: Community Health Survey Prioritization</b>	13.
<b>FIGURE 3: Community Conversations Prioritization</b>	15.
<b>FIGURE 4: Social Determinants of Health - 5 Key Areas</b>	18.
<b>FIGURE 5: Equality Vs. Equity</b>	20.

# ACKNOWLEDGEMENTS

The Community Health Assessment (CHA) Planning Partnership Committee consisted of representatives from nine community organizations in Eau Claire and Chippewa counties. These organizations signed a Memorandum of Understanding (MOU) that outlined agreed upon goals, activities, and contributions from each of the partner organizations. The Eau Claire City-County Health Department served as the fiscal agent for the partnership and contracted for a part-time, limited-term project manager to facilitate and coordinate the assessment process.

Members of the Community Health Assessment Planning Partnership Committee included:

<b>Laura Baalrud</b>	Outreach Facilitator, HSHS Sacred Heart Hospital and St. Joseph's Hospital; Director of Chippewa Health Improvement Partnership
<b>JoAnna Bernklau</b>	Community Benefits Coordinator, Marshfield Clinic Health System
<b>Sara Carstens</b>	Director of Community Engagement and Wellness, Mayo Clinic Health System
<b>Cortney Draxler</b>	Policy and Systems Division Manager, Eau Claire City-County Health Department
<b>Melissa Ives</b>	Community Health Assessment Project Manager, Report Author
<b>David Lally</b>	Director of Community Benefits and Advocacy, Hospital Sisters Health System
<b>Allie Machtan</b>	Director of Community Health, Marshfield Clinic Health System
<b>Komi Modji</b>	Epidemiologist, Chippewa County Department of Public Health
<b>Andy Neborak</b>	Executive Director, United Way of the Greater Chippewa Valley
<b>Maria Seibel</b>	Community Engagement and Wellness Specialist, Mayo Clinic Health System

Several individuals also supported this process by providing technical assistance behind the scenes and/or during meetings. These included Peggy O'Halloran, Evaluator, Eau Claire City-County Health Department; Gina Schemenauer, Public Health Specialist, Eau Claire City-County Health Department; Ashley Hahn, Intern, Eau Claire City-County Health Department; Cortney Nicholson, Community Health Educator, Eau Claire City-County Health Department; and Nikki Hoernke, Community Health Planning Promotion Specialist, Chippewa County Department of Public Health.

In addition, we benefited from the assistance of several other organizations and individuals who helped publicize, distribute, and collect the Community Health Survey and share information about the Community Conversations with county residents and stakeholders.

Finally, we could not have completed the assessment process without the active involvement of numerous professionals and members from the community at large – including those who completed the Community Health Survey, engaged in Community Conversations, and/or participated in the Eau Claire Healthy Communities discussion and prioritization exercise.



# COMMUNITY PROFILE

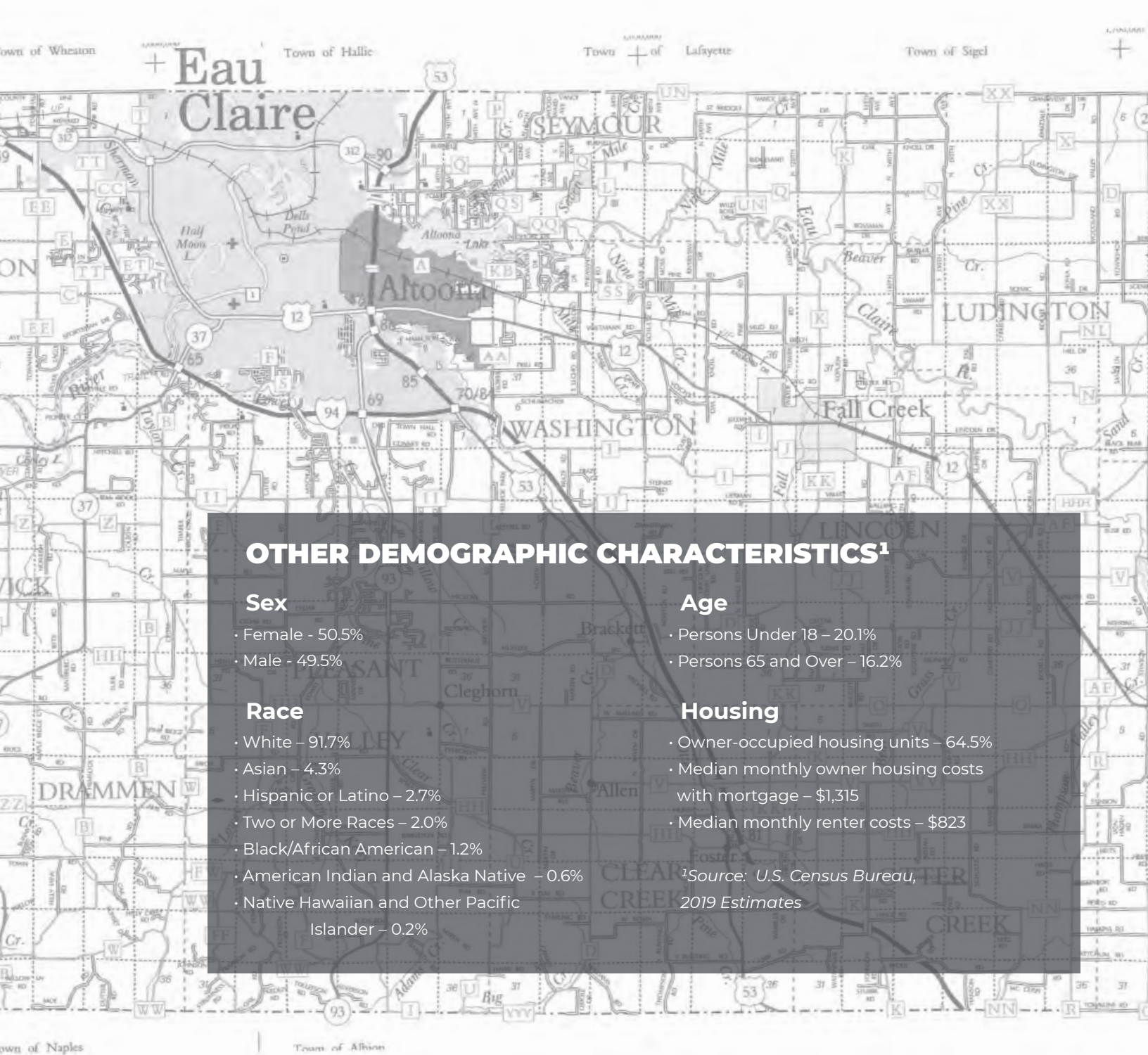
## EAU CLAIRE COUNTY

Named after the “clear water” of the Eau Claire River, Eau Claire County covers 638 square miles of land in the Chippewa Valley of west-central Wisconsin. The county is comprised of three cities (Altoona, Augusta, and Eau Claire), two villages (Fairchild and Fall Creek), and 13 townships. Bordering counties include Chippewa to the north; Dunn and Pepin to the west; Buffalo, Trempealeau, and Jackson to the south; and Clark to the east. As of 2019, the U.S. Census Bureau estimated the county’s population to be 104,646.<sup>1</sup>

Eau Claire, the county seat, is home to nearly two-thirds (68,802) of the county population and encompasses 32 square miles.<sup>1</sup> The city lies approximately 90 miles east of the Minneapolis/St. Paul (MN), 200 miles west of Green Bay, and 90 miles north of La Crosse (WI). Major transportation corridors through the area include Interstate 94 and U.S. Highway 53.

Major industries include health care, social services, retail trade, manufacturing, and education. The health care sector alone employs thousands of area residents through the Mayo Clinic Health System, Marshfield Clinic Health System, HSHS Sacred Heart Hospital, Prevea Health, OakLeaf Medical Network, and smaller medical facilities. Median household income within the county is \$59,476, with 10.6% of the population estimated to live in poverty.<sup>1</sup> According to United Way’s ALICE (Asset Limited, Income Constrained, Employed) Report, 25% of Eau Claire County households in 2018 earned more than the federal poverty level but less than the basic cost of living.

The University of Wisconsin-Eau Claire and Chippewa Valley Technical College serve as significant hubs of higher education within the county. Nearly one-third of residents aged 25 and older have earned at least a bachelor’s degree, while approximately 94 percent of the 25+ population have received a high school diploma (or its equivalent).<sup>1</sup>



## OTHER DEMOGRAPHIC CHARACTERISTICS<sup>1</sup>

### Sex

- Female - 50.5%
- Male - 49.5%

### Age

- Persons Under 18 – 20.1%
- Persons 65 and Over – 16.2%

### Race

- White – 91.7%
- Asian – 4.3%
- Hispanic or Latino – 2.7%
- Two or More Races – 2.0%
- Black/African American – 1.2%
- American Indian and Alaska Native – 0.6%
- Native Hawaiian and Other Pacific Islander – 0.2%

### Housing

- Owner-occupied housing units – 64.5%
- Median monthly owner housing costs with mortgage – \$1,315
- Median monthly renter costs – \$823

<sup>1</sup>Source: U.S. Census Bureau, 2019 Estimates

## OVERVIEW

This Community Health Assessment represents the combined efforts of CHA partners in Chippewa and Eau Claire counties. Since both public health departments and non-profit hospital systems are required to conduct such assessments, collaborating on this process reduces duplication of effort, avoids overwhelming the public with numerous, similar surveys and meetings, produces a common understanding of community needs, and fosters synergy in addressing those needs.

As referenced in the **Acknowledgements** section of this report, partners in this effort included:

- **Chippewa County Department of Public Health**
- **Chippewa Health Improvement Partnership**
- **Eau Claire City-County Health Department**
- **Eau Claire Healthy Communities**
- **HSHS Sacred Heart Hospital**
- **HSHS St. Joseph's Hospital**
- **Marshfield Clinic Health System**
- **Mayo Clinic Health System**
- **United Way of the Greater Chippewa Valley**

The 2021 report represents the third consecutive three-year cycle these organizations have worked together on the CHA. These partners also produced joint reports in 2015 and 2018. Each of the public health departments and hospitals, as well as United Way, signed the MOU outlining the purpose of the collaboration and the commitment of each organization. Specifically, each of these organizations provided both a financial contribution and in-kind resources in the form of organizational support (personnel and expertise) to this effort. The two coalitions – Chippewa Health Improvement Partnership and Eau Claire Healthy Communities – provided direct support through participation in the prioritization process; these coalitions also were represented indirectly in the planning partnership by members who also work for one of the other partner organizations.

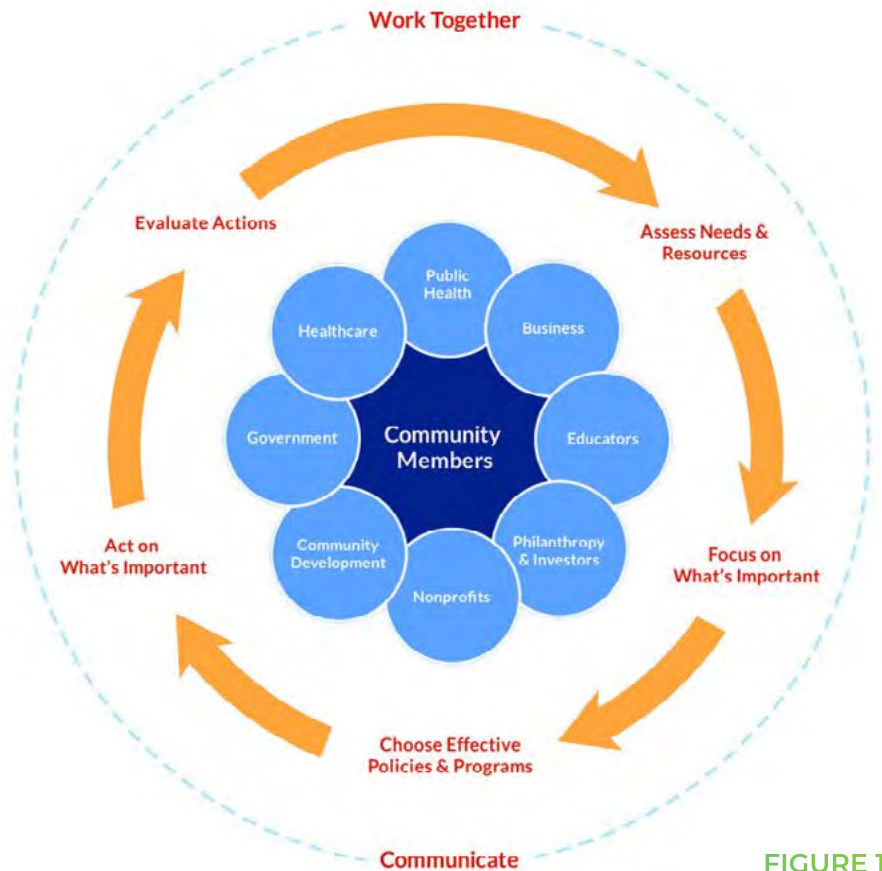
The Eau Claire City-County Health Department (ECCCHD) served as the fiscal agent for this initiative. In this role, ECCCHD hired a part-time project manager to guide the CHA process, including survey development and distribution, data collection, public meeting facilitation, media contacts, and report writing. Other project expenses included office supplies, advertising, graphic design, and printing.

The CHA partners convened in September 2020 and met bi-monthly until May 2021 to plan and implement the assessment. Due to COVID-19, all planning and public meetings were held virtually – the first time this process has been conducted almost entirely online.

The purpose of the CHA was to engage the public systematically in the identification of health needs and priorities in each county, as well as to encourage participation in positive change through involvement in one of the local health coalitions (Chippewa Health Improvement Partnership or Eau Claire Healthy Communities) or another organization working to address these issues. The results of the CHA serve as the foundation for selecting projects and strategies to improve community health overall, as well as to advance outcomes for specific populations. In particular, coalitions will use data collected through this process to identify and address health disparities and inequities within the county.

The CHA partners modeled their work after the [County Health Rankings and Roadmaps](#) Take Action Cycle. As illustrated in FIGURE 1, this cycle depicts a series of steps for transforming community health. This continuous sequence begins with working together to assess community needs and resources and establish points of focus (i.e., set priorities). Communication with and among diverse stakeholders is essential to effective transformation.

For this assessment, the process involved identifying top health priorities through the public evaluation of 14 different health areas based on the state health plan ([Healthiest Wisconsin 2020](#), Wisconsin Department of Health Services). Due to longstanding concerns about both drug use and alcohol misuse and the recognition that community members may hold different perceptions about these issues, the CHA process in Chippewa and Eau Claire counties broke these into separate health areas (versus combining them, as in the state health plan). For similar reasons, the local process also separated out obesity from chronic disease. The 14 health areas evaluated through the CHA process were:



**FIGURE 1 -**  
**Take Action Cycle**  
*Source: County Health Rankings*

- **Alcohol Misuse**
- **Chronic Disease Prevention and Management**
- **Communicable Disease Prevention and Control**
- **Drug Use**
- **Environmental and Occupational Health**
- **Healthy Growth and Development**
- **Healthy Nutrition**
- **Injury and Violence Prevention**
- **Mental Health**
- **Obesity**
- **Oral Health**
- **Physical Activity**
- **Reproductive and Sexual Health**
- **Vaping/Tobacco Use and Exposure**

The CHA partners used several methods to collect both qualitative and quantitative information through the assessment process. The four primary strategies utilized for gathering the data needed to complete this report involved distributing a Community Health Survey, compiling secondary data (health comparisons), holding Community Conversations, and meeting with health coalitions (Chippewa Health Improvement Partnership and Eau Claire Healthy Communities). These sequential steps essentially built on each other, as participants in the Community Conversations reviewed both survey results and secondary (local, state, and national) health data, while the coalition meetings also incorporated discussion about themes and priorities emerging from the Community Conversations.

# COMMUNITY HEALTH ASSESSEMENT (CHA) TIMELINE

September 2020	Planning partnership convened to plan the CHA
December 2020	Community Health Surveys distributed online for each county
December 2020	Survey status reviewed, additional outreach conducted
January 2021	Secondary (quantitative) health care data compiled
February 2021	Community Conversations held to identify top health priorities
March 2021	Coalition meetings held to determine top health priorities
March 2021	Priority rankings finalized
May 2021	CHA report completed and publicized

## DATA COLLECTION METHODS

### COMMUNITY HEALTH SURVEY

The CHA partners began their work by developing a Community Health Survey that asked residents about their perceptions of the degree to which each health area poses a problem in their community and the reasons why they considered these areas to be problematic. “Unsure” was added to the list of possible responses this year (see sample question on next page). Respondents also were offered an opportunity on the survey to provide additional comments about each health area. Finally, the survey asked respondents to identify the top three health areas they thought were in need of improvement in their county.

While the survey largely mirrored past versions, two questions added during this cycle sought to inquire about social determinants of health (i.e., social and economic factors that may influence health outcomes). First, individuals were asked about county strengths that support community health. Next, respondents were asked about factors that contribute to community health concerns. In Eau Claire County, residents pointed to *parks, health care, and education* as the greatest community strengths and cited the *availability of resources to meet daily needs, socioeconomic conditions and poverty, and access to health care* as the greatest concerns.

The survey also asked several demographic questions to identify basic characteristics of respondents. These questions centered around age, gender, race, ethnicity, income, education, employment, housing, and household composition. While these questions were optional, approximately 75% of



respondents chose to answer these questions. Responses indicated survey takers were most likely to be White, non-Hispanic females in their 30s, 40s, or 50s residing in or near the City of Eau Claire. Residents who completed the survey also tended to have at least a bachelor's degree; be employed full-time; report a higher household income; and own a home. Sixty percent of respondents came from one- or two-person households, and nearly two-thirds reported no children under 18 in the household. This information provided insight into which sectors of the population did – and did not – complete the survey. [Appendix I](#) compares the demographic profile of survey respondents with that of the county as a whole.

Several versions of the survey were developed, including full-length, online versions in both English and Spanish on SurveyMonkey and both full-length and “short” paper versions in English and Spanish. The alternate versions were developed as a strategy to solicit greater feedback from non-English speakers and individuals with limited computer access or proficiency. Descriptions of the health areas were simplified per the recommendations of Wisconsin Health Literacy to aid in reading comprehension. [Appendix II](#) provides the short English version of the survey.

The CHA partners conducted survey outreach through a variety of methods. These included sharing the SurveyMonkey site through partner distribution lists (including dozens of community organizations), websites, and social media; purchasing ads through Volume One and Facebook; distributing flyers through community organizations such as Feed My People; conducting specific outreach to vulnerable populations through groups such as JONAH (Joining Our Neighbors Advancing Hope), El Centro and the Eau Claire Area Hmong Mutual Assistance Association; and distributing paper surveys through the Aging and Disability Resource Center (via Meals on Wheels) and Eau Claire County Jail. A press release to local media outlets also accompanied release of the survey. Precautions around COVID-19 prevented the more targeted, in-person outreach efforts conducted during past assessment cycles, and the heavy reliance on virtual communication appeared to pose a significant obstacle to more comprehensive community outreach and survey completion.

A total of 976 Eau Claire County residents – slightly more than half of the number from 2018 – completed the survey. Another 128 individuals answered only the first two questions of the survey

## sample question

### HOW BIG OF A PROBLEM IS HEALTHY NUTRITION IN YOUR COMMUNITY?

Not a problem

Slight problem

Moderate problem

Major problem

Unsure

(pertaining to residency), and these surveys were excluded from the total count, as were another 97 responses that indicated residency in neither Chippewa or Eau Claire counties (non-residents were not allowed to complete the survey).

Those health areas identified most frequently as a “major” concern by survey takers included *Mental Health, Drug Use, and Alcohol Misuse*, followed by *Obesity* and *Communicable Disease Prevention and Control*. As shown in FIGURE 2, *Mental Health, Drug Use, Alcohol Misuse*, and *Obesity* topped the list of health areas most in need of improvement (followed by *Healthy Nutrition*).

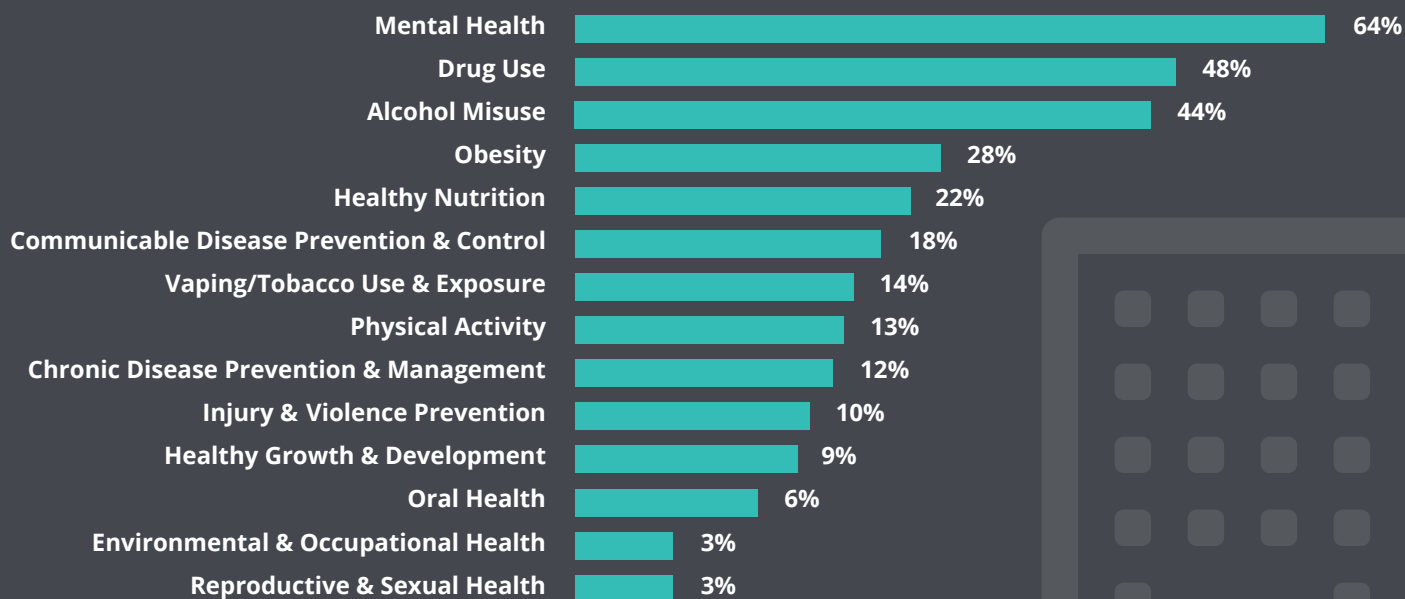


FIGURE 2 - Community Health Survey Prioritization

## SECONDARY DATA

The next step in the assessment process involved the collection and review of local, state, and national data comparisons in each of the 14 health areas. Although most of these performance indicators followed the recommendations of the Wisconsin Association of Local Health Departments and Boards, the core set of measures was modified based on recent data availability and comparability (based on sources and timeframes). Data sources included the [2020 County Health Rankings](#), Centers for Disease Control and Prevention ([Behavioral Risk Factor Surveillance System](#), [Youth Risk Behavior Surveillance System](#), etc.), Wisconsin Department of Health Services, and other public resources.

The information collected through this process provided an objective manner in which to measure overall county health in each of the focus areas. This data, in combination with the survey results,

formed the basis for discussion during the subsequent Community Conversations. Comparisons between county and national data also were factored into the final health area prioritization.

[Appendix III](#) lists the entire core dataset. Since time limitations prohibited review of every measure during the Community Conversations and coalition meeting, those discussions referenced just a snapshot of the data available for each health focus area. The more comprehensive data compilation remains available for use by Eau Claire Healthy Communities and other organizations and coalitions as they seek to target their efforts and measure progress in community health over time.

NOTE: The Community Health Survey results reveal local perceptions about each of the 14 health areas, while county, state, and national health data comparisons provide some context for understanding the extent to which these areas are problematic in Eau Claire County. The **Health Focus Area Summaries** section of this report provides an overview of both resident perceptions and key secondary data.

## COMMUNITY CONVERSATIONS

The survey results and secondary data points were presented during a series of three online public Community Conversations in February. Sessions were held at different times – morning, afternoon, and evening – over the course of two days (Feb. 9 and 10) to provide multiple opportunities for participation. Once again, these events were publicized widely through e-mail, websites, social media, and other means. The CHA partners conducted outreach to and through health care and other service providers, local government, libraries, senior centers, educational institutions, churches, and the Chamber of Commerce, among other community organizations. A press release to local media outlets also preceded the conversations.

These sessions provided an opportunity to dig deeper into local health impacts and prioritization criteria through focused breakout room discussions. The CHA partners facilitated these small groups to help participants work through a series of questions intended to pinpoint community health needs. These groups then reconvened in the large group and reported out major discussion points. Each session culminated in an online health focus area prioritization poll.

Once again, participants indicated the top three health areas they would like to target for improvement in Eau Claire County. *Mental Health, Drug Use, Alcohol Misuse, Healthy Nutrition, and Chronic Disease*

## discussion questions

### **WHICH HEALTH AREAS HAVE THE LARGEST COMMUNITY IMPACT?**

*Consider which areas have a high number of people affected, which areas affect certain groups more than others, and how big the problem is in our community.*

### **WHICH HEALTH AREAS HAVE THE MOST SERIOUS IMPACT?**

*Which areas result in disability, death, have long-term effects, or need action right now? Is the problem getting worse? Will the problem get worse if no action is taken?*

### **WHICH AREAS ARE OUR COMMUNITY READY TO CHANGE?**

*Will the community accept new or added programs? Are new programs wanted in certain areas? Is change on a local level reasonable?*

*Prevention and Control* topped this list (see FIGURE 3). Forty-four individuals, representing many different sectors of the community (health care, education, hunger relief, aging, etc.), participated in the prioritization exercise.

An evaluation conducted following the Community Conversations provided participants with an opportunity to indicate interest in joining Eau Claire Healthy Communities to work on addressing priority health needs. Nearly half of respondents indicated they were or may be interested in joining this coalition, which uses health data and best practices to promote the well-being of individuals, families, and communities in the county.

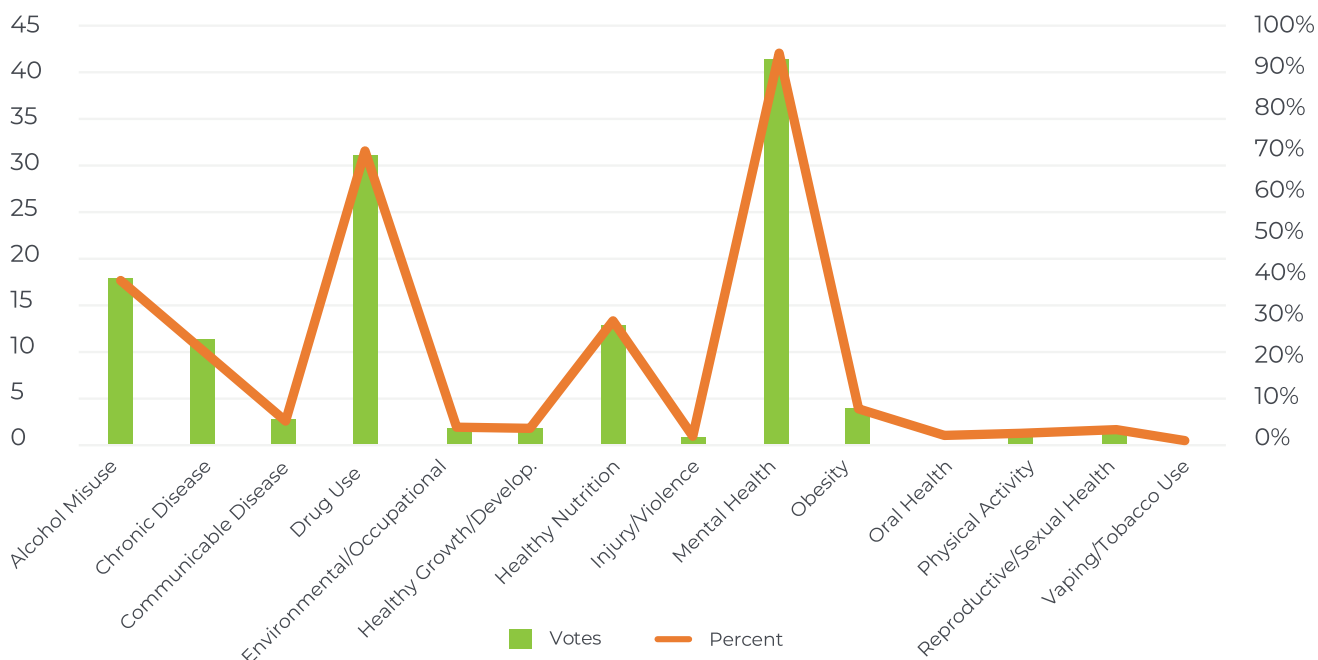


FIGURE 3 - Community Conversations Prioritization

## COALITION MEETING

Meeting with members of Eau Claire Healthy Communities served as the final major step of the assessment process. The CHA project manager provided an overview of the previous three components to more than a dozen coalition members on March 11. This background provided context for additional small group discussions. Those present represented a wide range of community backgrounds and health interests, lending broad expertise to this exercise. The CHA partners facilitated virtual breakout room discussions around the same set of questions posed during the Community Conversations and then summarized key takeaways upon reconvening the full group. Prior to adjourning, participants indicated their top three health priorities via an online poll.

Once again, *Mental Health* dominated both the online discussion and voting landscape, and consensus around the importance of addressing this issue was near unanimous. *Alcohol Misuse* also received a significant majority of votes, while nearly half of participants selected *Drug Use* and *Chronic Disease* as health priorities. The interconnectedness of many health areas also emerged as a common theme within group conversations.

# FINAL PRIORITIES

As noted previously, the CHA partners used a weighted matrix to determine a priority order for each of the 14 health focus areas. This part of the process involved scoring each of the areas based on the results of the prioritization question in the survey, comparison of local and national data, and voting by participants in the Community Conversations and coalition meeting. The secondary data comparison involved an examination of comparable performance indicators using like sources and timeframes. This calculation excluded measures that lacked a direct comparison of local and national data (e.g., in some cases, only local and state or state and national data were available from the same source). A ratio system then was used to determine the degree to which Eau Claire County exceeds or falls below national averages for each of the measures. The four components were weighted as follows: Community Health Survey – 35%, secondary data – 35%, Community Conversations – 20%, and coalition (Eau Claire Healthy Communities) meeting – 10%.

Final scoring via the prioritization matrix ranked **Drug Use**, **Mental Health**, and **Alcohol Misuse** as the county's top health priorities. Indeed, these topics rose to the forefront of nearly every small group discussion. *Mental Health*, in particular, was noted not just for its individual impact but for its bearing on nearly every other health issue as well. Meeting participants often noted a link between *Mental Health*, *Drug Use*, *Alcohol Misuse*, *Physical Activity*, *Healthy Nutrition*, *Obesity*, and *Chronic Disease*, for example. While participants expressed a strong belief that the community is ready to make the changes needed to improve *Mental Health* and perhaps *Drug Use*, questions arose about readiness to change a long-standing culture that supports – and sometimes prides itself in – *Alcohol Misuse*. Nonetheless, these health areas easily outdistanced all others in the final ranking.



*Obesity* and *Healthy Nutrition* rounded out the top five health areas. It is important to note again that much discussion took place regarding the inter-relatedness of these issues with other health areas, including *Physical Activity* and *Chronic Disease*. Consequently, many discussion groups noted the importance of attacking “root causes” to improve health in a more comprehensive manner.

While *Communicable Disease* received more attention during this assessment cycle due to COVID-19, concern about this area was not significant enough to elevate it into the top tier of health priorities. Nonetheless, many discussion groups reported the negative impact of the pandemic on virtually every other health area.

The top five health priorities over the past three cycles are listed on the previous page, along with the 2021 ranking of the other health focus areas. These rankings reflect consistent perceptions about the highest-ranking priorities over an extended period of time.

## DATA USE

Eau Claire County has several collaborative partnerships that benefit from a wealth of community support and sustainable resources to improve programs and policies around community health. The CHA report will be used by these coalitions, as well as individual organizations, to prioritize funding applications, build on existing strengths, support continuous quality improvement, address health needs and disparities, and engage stakeholders and policy makers in system-level change to improve community health in Eau Claire County. This CHA and supporting documentation will be shared among partner organizations and made available publicly on partner and coalition websites.

Eau Claire Healthy Communities, in particular, will use this information to identify collaborative goals and evidence-based strategies that address complex health issues through development of a Community Health Improvement Plan. This plan in turn provides a framework for guiding the work of the ECHC action teams during the three-year period between health assessments.

## SOCIAL DETERMINANTS OF HEALTH

The CHA partners feel strongly about referencing Social Determinants of Health (SDOH) as a framework for understanding and improving community health. As defined by the U.S. Department of Health and Human Services, SDOH are “the conditions where people are born, live, learn, work, play, worship, and age that affect a wide range of health, functioning, and quality-of-life outcomes and risks.” The national health plan, [Healthy People 2030](#), divides these factors into five separate domains as described below.

*Economic Stability* underscores the connection between financial resources and health. Consequently, issues like employment, food security, housing stability, and poverty fall under this domain.

*Education Access and Quality* links education to health and well-being. Early childhood education, literacy, high school graduation, and higher education all fall into this realm.

*Health Care Access and Quality* involves the connection between understanding health services, accessing those services, and personal health. Issues like health literacy and insurance access fall under this category.

*Neighborhood and Built Environment* involves the association between where a person lives (housing, neighborhood, and environment) to health and well-being. Examples of issues under this domain include air and water quality, transportation, and crime.

*Social and Community Context* relates health and well-being to the context within which people live, learn, work, and play. Community cohesion, discrimination, workplace conditions, and incarceration all serve as important indicators within this category.

FIGURE 4 depicts these five domains as working together to support community health.

This model recognizes that not all people receive the same opportunities to thrive and that inequity in these life conditions contributes to disparities in well-being. Consequently, improving health requires addressing the root causes that influence health outcomes. In other words, socioeconomic conditions and the physical environment, in addition to health behaviors and clinical care, must be addressed to provide all members of society with the opportunity to achieve optimal health.



**FIGURE 4**  
Social Determinants of Health - 5 Key Areas | Source: *Healthy People 2020*

This CHA cycle began to incorporate consideration of SDOH by asking survey respondents to identify those community factors that support health and those issues that serve as barriers to well-being.

As noted earlier in the report, *parks, health care, and education* were named most often as community strengths. Conversely, issues like *mental health and substance use treatment access and affordable housing* received relatively few mentions as strengths. Meanwhile, issues like the *availability of resources to meet daily needs, socioeconomic conditions and poverty, and access to health care* topped the list of conditions that pose health concerns.

There was some evidence that discussion group participants factored these issues into their conversations. For example, some groups asked how parks could be leveraged more as a strength to support community health.

Organizations can work together to impact social determinants (i.e., root causes) through unified planning and policy. This approach requires community partners across public and private sectors to incorporate health considerations into all policy decisions in order to improve health outcomes and quality of life for every segment of society.

## HEALTH DISPARITIES AND INEQUITIES

Improving the health of all people in the community by nature mandates a focus on identifying health disparities and addressing inequities. Health disparities are population-based differences in health outcomes linked to social, economic, and/or environmental disadvantages. Under this premise, equal outcomes cannot be realized until individuals receive the same opportunities to achieve health and wellness. Consequently, more resources may need to be directed toward certain sectors of the community in order to produce the same results found elsewhere.

## survey questions

**What are the greatest strengths in your county in relation to community health?**

**Which of the factors contribute most to your top community health concerns?**




**Disparities =**  
differences in health  
outcomes

**Inequities =**  
disparities based on social  
circumstances



In other words, equity must precede equality. While equality assumes that similar inputs will produce the same outcomes, equity recognizes that people start from dissimilar places and thus benefit differently from those same inputs. FIGURE (5) illustrates the difference between a one-size-fits-all approach (equality) and a targeted approach that meets the needs of specific populations (equity).



**FIGURE 5** Equality Vs. Equity | Source: Robert Wood Johnson Foundation (2017)

While county-level data on health disparities is limited, the assessment process provided at least some insight into existing inequities. Examples of these societal disadvantages as they relate to the Social Determinants of Health are described below.

The issue of *Economic Stability* is referenced in the [2018 United Way ALICE Report for Eau Claire County](#), which estimates the number and percentage of households with income below the poverty level or above the poverty level but below the basic cost of living for the area. The report indicates that individuals aged 65 and older comprise about 1/4 of households within the county – and the largest percentage of households (38%) that fall within the ALICE income threshold. The report also provides a revealing glimpse into the locations within the county most affected by lower incomes. For example, nearly 3/4 of households in the Village of Fairchild report income at the poverty or ALICE level. Meanwhile, 43 percent – or more than 26,600 households – in the City of Eau Claire fall into one of these income categories. This indicates many older adults and families in the county may struggle to pay for everyday expenses such as food, healthcare, technology, and transportation.

Additionally, the [County Health Rankings](#) indicate that 13% of households in Eau Claire County face a severe housing cost burden – that is, housing costs account for at least 50% of household income for these individuals and families. This burden leaves even fewer resources to meet other basic needs, resulting in further financial stress.

It may not be surprising then that survey respondents reported affordability concerns in many health focus areas, including *Mental Health, Drug Use, Healthy Nutrition, and Chronic Disease* or that these individuals indicated the *availability of resources to meet daily needs and socioeconomic conditions* pose significant obstacles to community health.

The [County Health Rankings](#) also report the county's income equality ratio at 4.4. – that is, households with income at the 80th percentile make more than four times the income of households at the 20th percentile. CHR notes that income inequality serves as a social stressor by highlighting differences in social class and status and decreasing social connectedness, a concern highlighted in the *Social and Community Context* domain of the SDOH.

A new Community Health Needs Assessment tool developed by the Wisconsin Hospital Association may help pinpoint the actual health disparities influenced by these inequities by hospital service areas and zip codes in the future. Greater clarity around these issues will aid development of effective plans and strategies to address local community health needs.

The assessment process did seek to incorporate the input of populations that may face health disparities and inequities by reaching out to a variety of community organizations and agencies – from meal sites to jails to senior centers to churches – to distribute flyers and surveys, as well as to publicize the Community Conversations. While professionals within the community lent a great deal of expertise to this exercise, the CHA partners recognize more participation from individuals within vulnerable population groups would have contributed valuable input to the assessment process.

## COMMUNITY ASSETS INVENTORY

Finally, Eau Claire County is home to many service providers and other organizations committed to improving community health and well-being. Many of these entities are actively involved in collaborative and individual efforts to address health needs within the county. These organizations serve as community strengths that support well-being in Eau Claire County. In conjunction with the assessment process, the CHA partners collected and shared information to develop the resource inventory provided in [Appendix IV](#) of this document. While not exhaustive, this list offers a glimpse into local assets that may be leveraged to improve community health.

*THIS PAGE WAS  
INTENTIONALLY LEFT  
BLANK*



# Health Focus Area

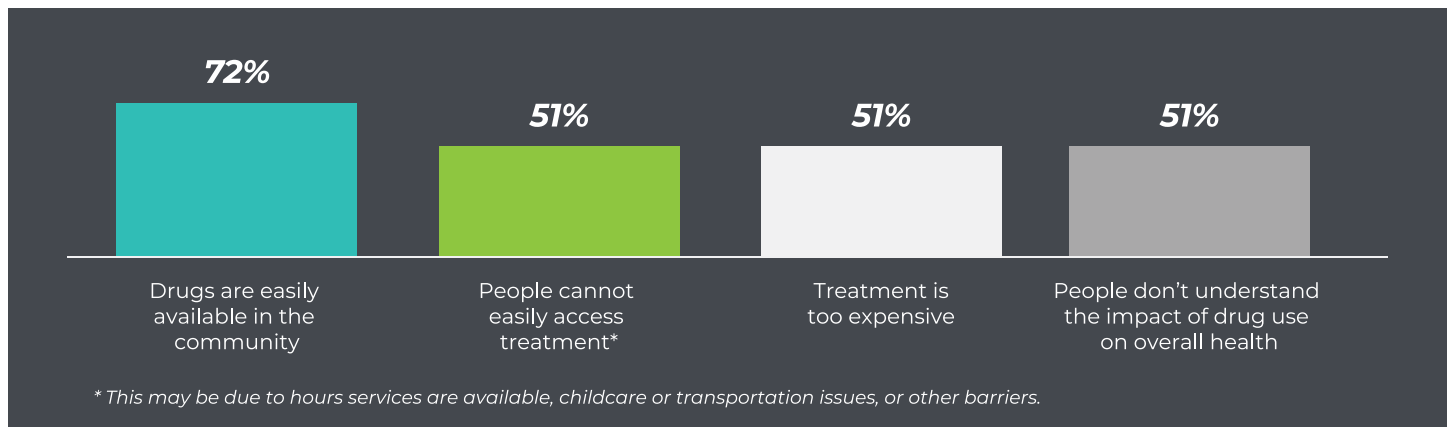
**S u m m a r i e s**

Misuse of prescription drugs and use of illegal drugs (marijuana, heroin, methamphetamine, and others) can affect the community and cause:

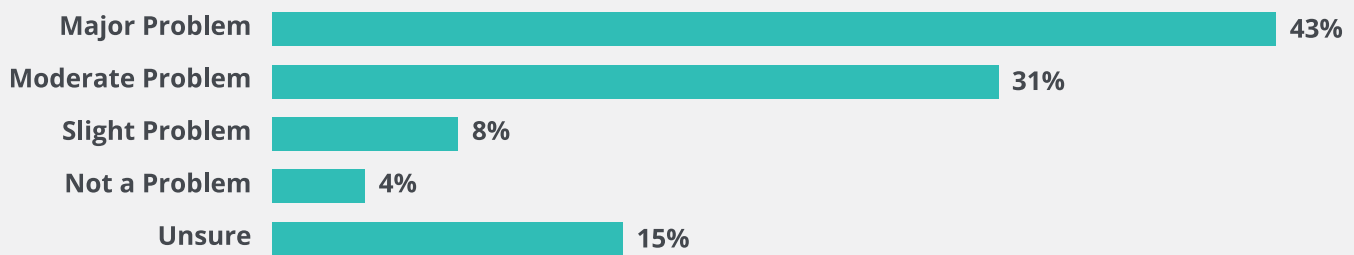
- Car crashes
- Crimes and violence
- Injury or death
- Drug addiction and dependence

## WHAT PEOPLE SAID ON THE COMMUNITY HEALTH SURVEY

### Why is Drug Use a problem in our county?



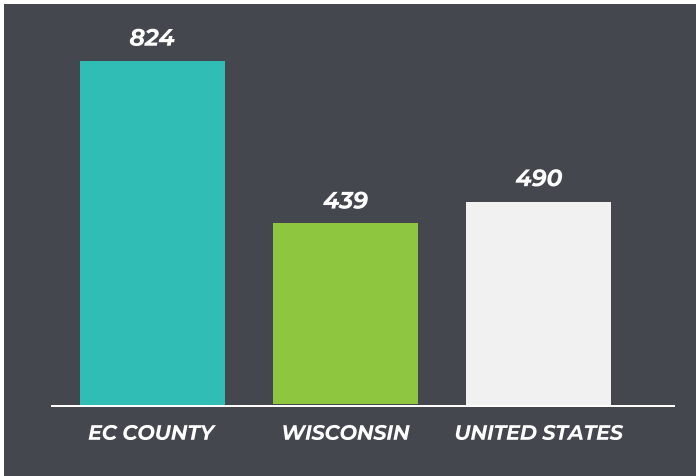
### How serious is this health area in Eau Claire County?



## did you know?

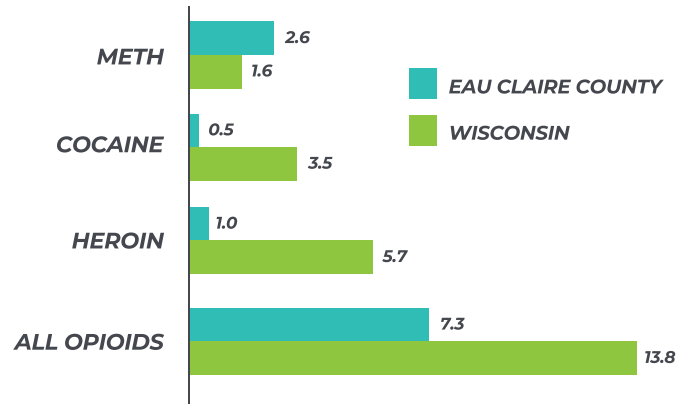
- According to the federal Substance Abuse and Mental Health Services Administration (SAMHSA), methamphetamine is not only highly addictive but but poses extreme health risks.
- *Short-term effects* can include: higher blood pressure and body temperature; rapid or irregular heartbeat; disturbed sleep patterns; and bizarre, aggressive, or violent behavior.
- *Long-term effects* can include: permanent heart and brain damage; paranoia, delusions, or violent behavior; skin sores from intense itching and scratching; and severe dental problems.

## Drug Arrests per 100,000 People<sup>1</sup>



<sup>1</sup>2016 Wisconsin Epidemiological Profile on Alcohol and Other Drug Use (2014)

## Rate of Drug Overdose Deaths per 100,000 People<sup>2</sup>



<sup>2</sup>WI Department of Health Services (Substance Use: Drug Overdose Deaths Dashboard, 2014-2019)

## Rate of Emergency Room Visits for Opioid Overdoses per 100,000 People<sup>3</sup>

**31.1** Eau Claire County  
**42.0** Wisconsin

<sup>3</sup>WI Department of Health Services (Data Direct, Opioid Hospitalization Module, 2018)

## Overall Rate of Drug Poisoning Deaths per 100,000 People<sup>5</sup>

**10** Eau Claire County  
**19** Wisconsin

<sup>5</sup>2020 County Health Rankings (National Center for Health Statistics – Mortality Files, 2016-2018)

## High School Student Drug Use<sup>4</sup>

Measure	EC County	WI	U.S.
% who used Marijuana in the past month	14%	20%	22%
% who used Meth one or more times	2%	2%	2%
% who used ever misused Prescription Pain Medication	9%	11%	14%

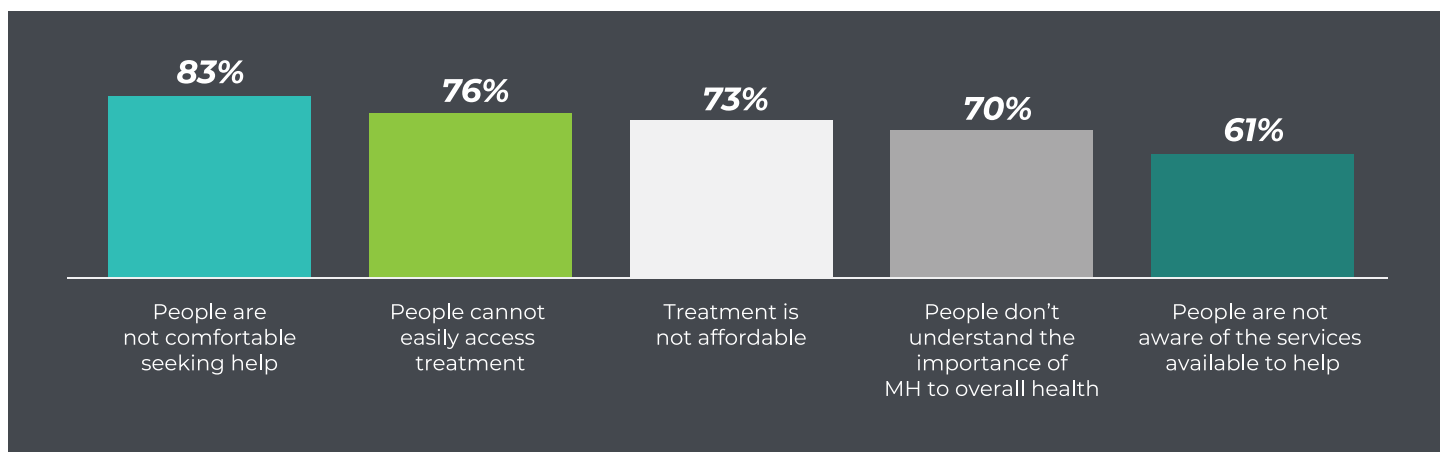
<sup>4</sup>Youth Risk Behavioral Surveillance System (2019)

Communities are healthier when all people can get help with mental health conditions like:

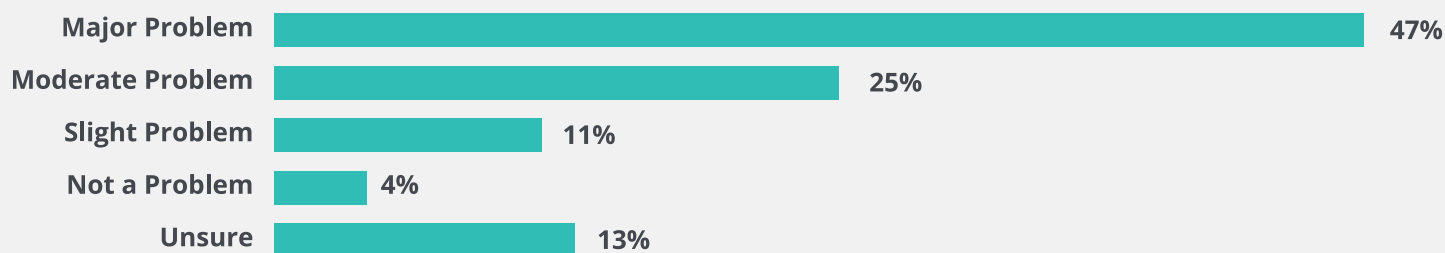
- Depression
- Post-Traumatic Stress Disorder (PTSD)
- Suicidal Thoughts
- Anxiety
- Bi-Polar Disorder

## WHAT PEOPLE SAID ON THE COMMUNITY HEALTH SURVEY

### Why is Mental Health a problem in our county?



### How serious is this health area in Eau Claire County?

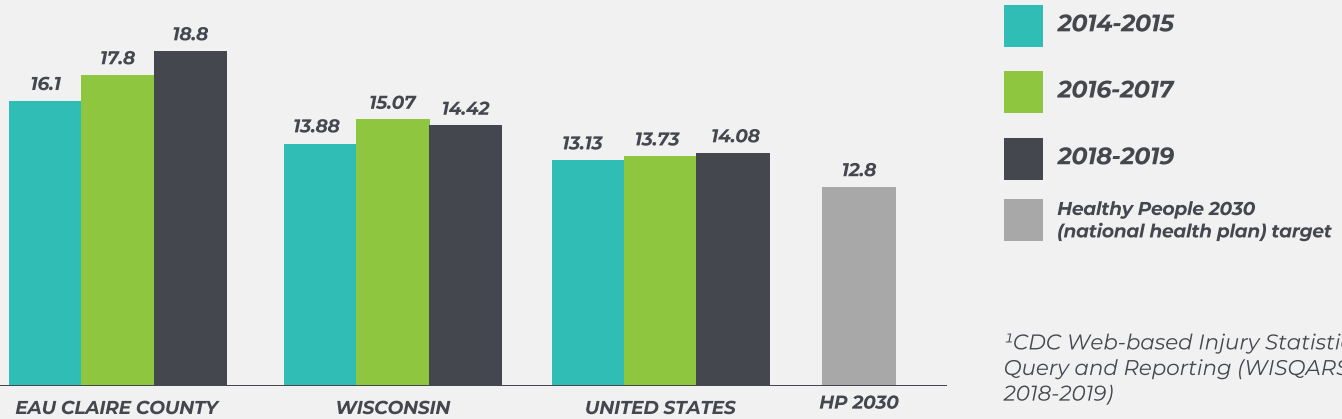


## did you know?

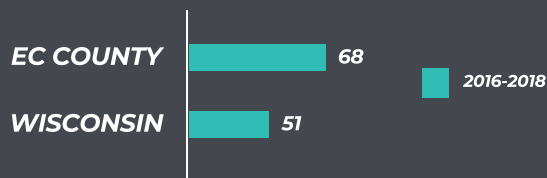
According to Prevent Suicide Wisconsin, the state's suicide rate increased by 40% between 2000-2017.

- The majority of suicide deaths were male (2013-2017).
- Suicide rates were highest among American Indians/Alaskan Natives and Whites (2013-2017).
- Suicide rates were highest among ages 45-54 (2013-2017).

### Suicide Rate per 100,000 People (age-adjusted)<sup>1</sup>

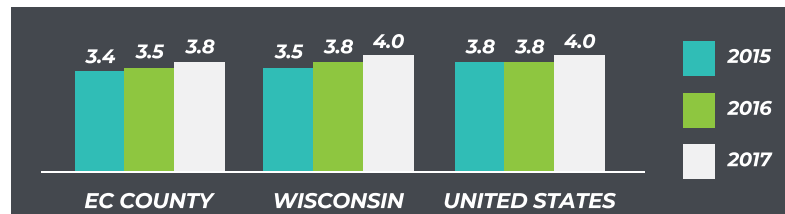


### Self-inflicted Injury Hospitalizations per 100,000 People<sup>2</sup>



<sup>2</sup>County Health Rankings (Wisconsin Interactive Statistics on Health)

### Average Number of Mentally Unhealthy Days Reported in the Past 30 Days (age-adjusted)<sup>3</sup>



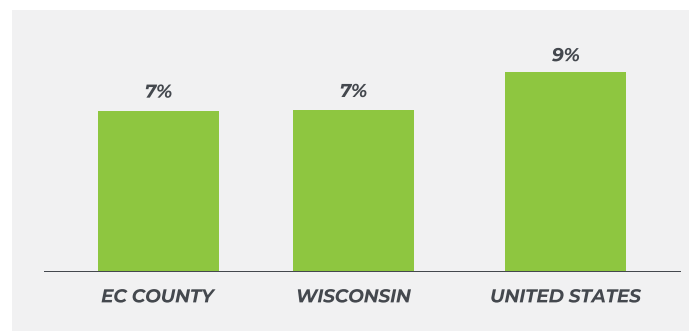
<sup>3</sup>County Health Rankings (Behavioral Risk Factor Surveillance System)

The Ratio of Population to Mental Health Providers<sup>4</sup> in Eau Claire County is below that of both the state and nation. A lower ratio generally indicates greater service availability.

**320 to 1** Eau Claire County  
**490 to 1** Wisconsin  
**400 to 1** United States

<sup>4</sup>2020 County Health Rankings (CMS, National Provider Identification file, 2019)

### Percent of High School Students Who Attempted Suicide in the Past 12 Months<sup>5</sup>



<sup>5</sup>Youth Risk Behavior Surveillance System (2019)



Alcohol misuse is when using alcohol can cause problems. It can affect the community and cause:

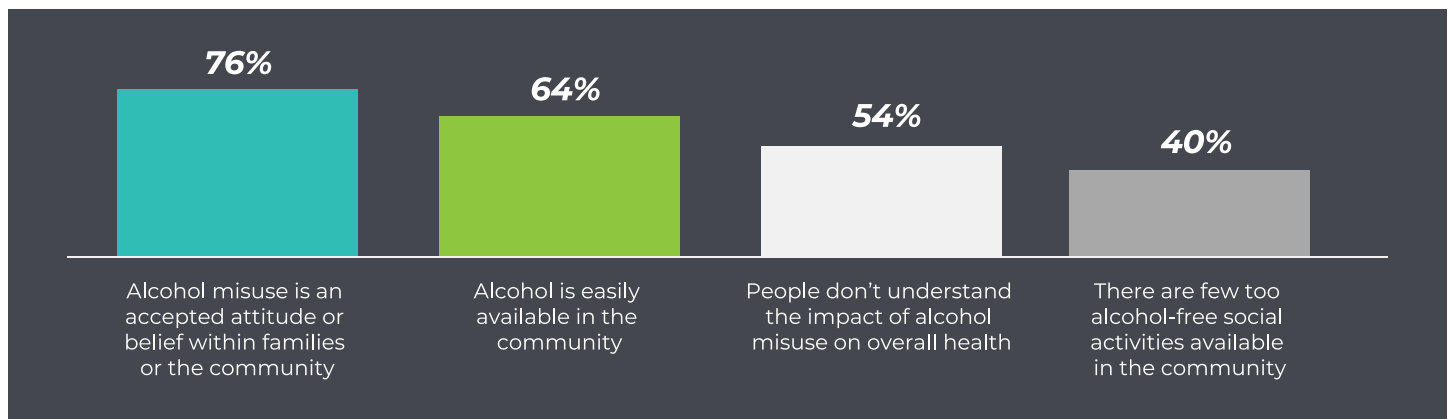
- Car Crashes
- Crimes and Violence
- Injuries or Death
- Alcohol Addiction and Dependence

Alcohol misuse is when:

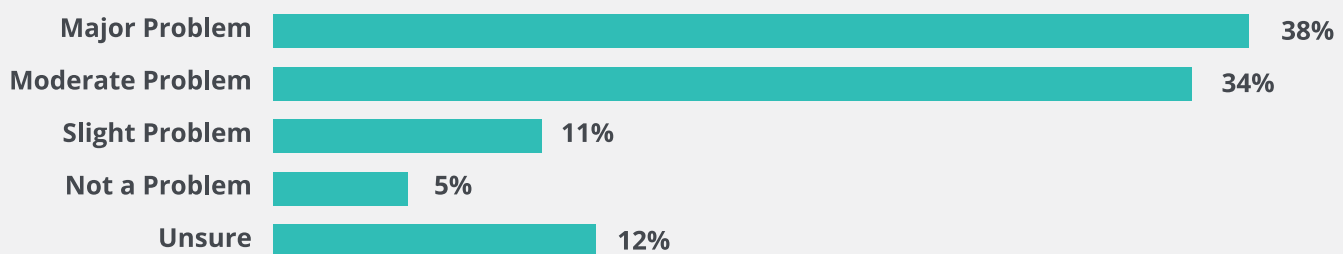
- People under 21 years old drink alcohol
- Any person binge drinks (4+ drinks a day for women, 5+ drinks a day for men)
- Pregnant women drink alcohol

## WHAT PEOPLE SAID ON THE COMMUNITY HEALTH SURVEY

### Why is Alcohol Misuse a problem in our county?



### How serious is this health area in Eau Claire County?

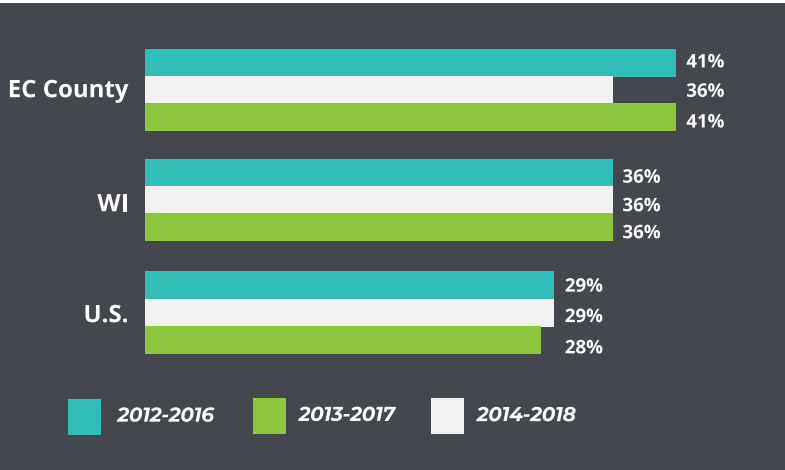


## did you know?

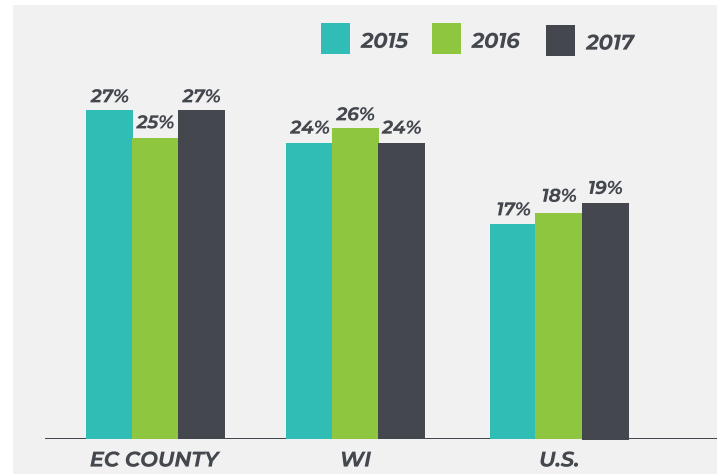
**Binge Drinking** - When women consume more than 4 alcoholic beverages or men consume more than 5 alcoholic beverages over about a 2-hour period of time.

**Heavy Drinking** - When women drink more than 1 alcoholic beverage per day on average or men consume more than 2 alcoholic beverages per day on average.

### Percent of Motor Vehicle Deaths Involving Alcohol<sup>1</sup>

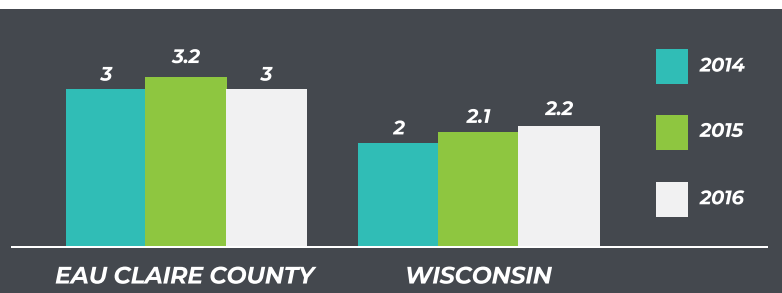


### Percent of Adults Who Engage in Excessive Drinking (binge drinking or heavy drinking)<sup>2</sup>



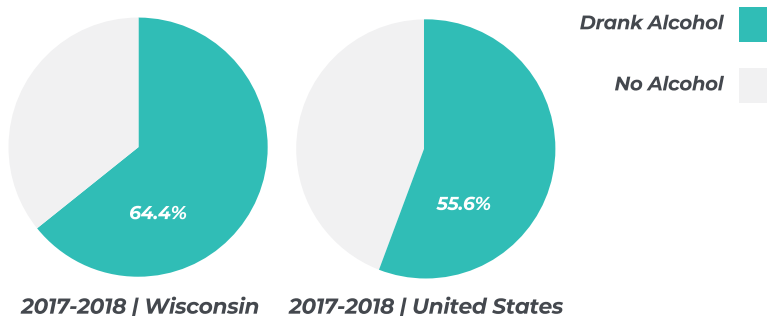
<sup>2</sup>County Health Rankings (Behavioral Risk Factor Surveillance System)

### Alcohol-related Hospitalizations per 1,000 People<sup>3</sup>



<sup>3</sup>County Health Rankings (WI Public Health Profiles)

### Percent of Adults (18+) Drinking Alcohol in the Past 30 Days<sup>4</sup>



<sup>4</sup>National Survey on Drug Use and Health

### Percent of High School Students Drinking Alcohol in the Past 30 Days<sup>5</sup>

- 25%** Eau Claire County
- 30%** Wisconsin
- 29%** United States
- 6.3%** Healthy People 2030 target (for ages 12-17)

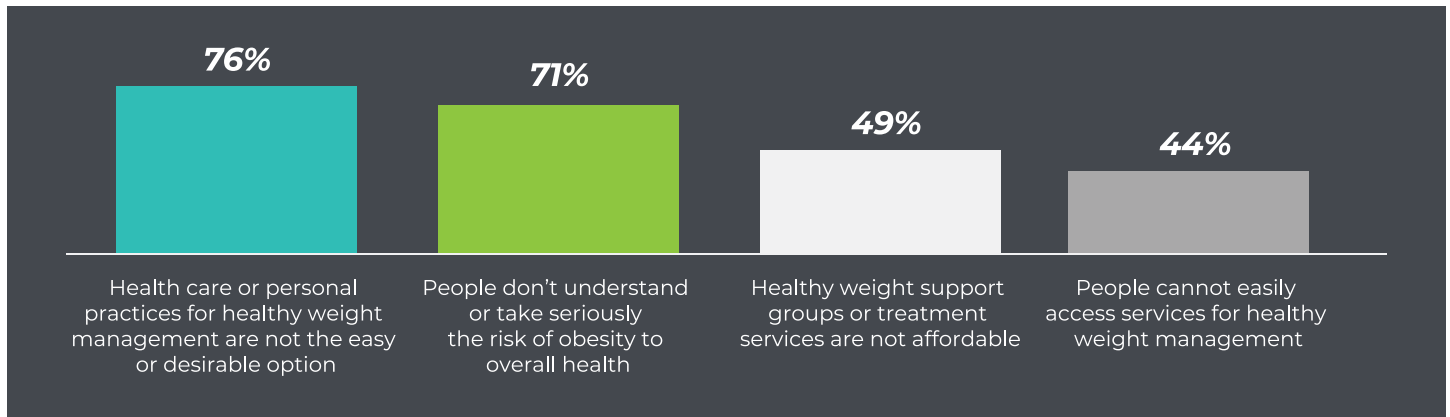
<sup>5</sup>Youth Risk Behavior Surveillance System (2019)

People who are obese, or have too much body fat, have more risk for:

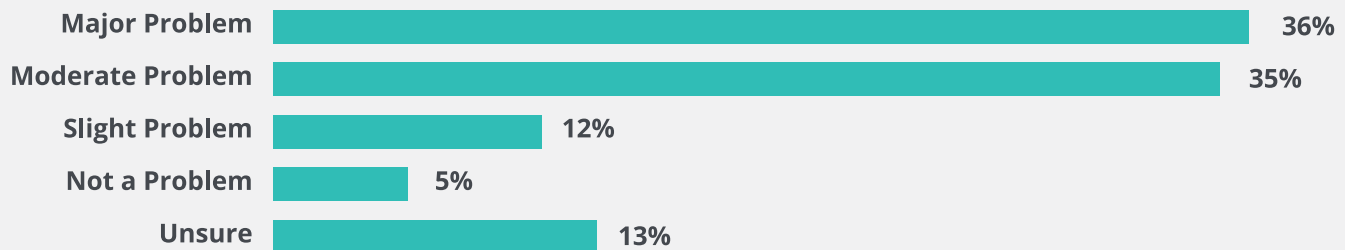
- Heart Disease
- Stroke
- Type 2 Diabetes
- Certain Types of Cancer

## WHAT PEOPLE SAID ON THE COMMUNITY HEALTH SURVEY

### Why is Obesity a problem in our county?



### How serious is this health area in Eau Claire County?

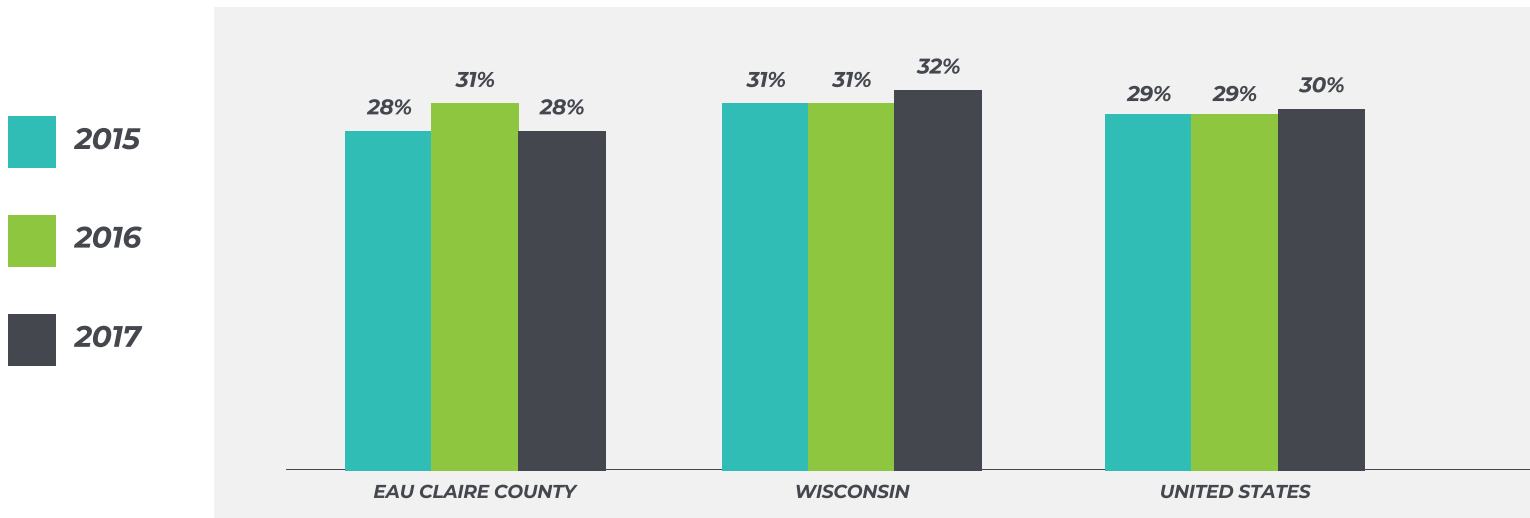


## did you know?

- The prevalence of obesity among adults in the United States increased from 30.5% to 42.4% between 1999-2000 and 2017-2018.
- Both obesity and severe obesity were most common in non-Hispanic Black adults (49.6%), followed by Hispanic adults (44.8%) and non-Hispanic White adults (42.2%).
- Obesity-related conditions are some of the leading causes of preventable, premature death.

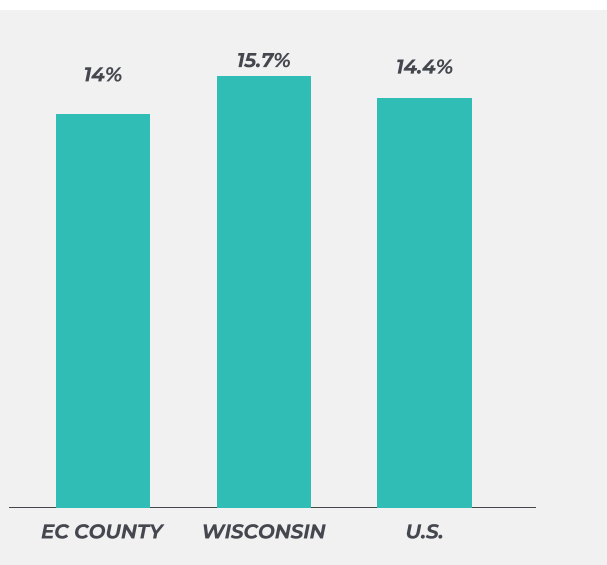
Source: Centers for Disease Control and Prevention

### Percent of Adults (Age 20+) with BMI > 30 (Obese)<sup>1</sup>



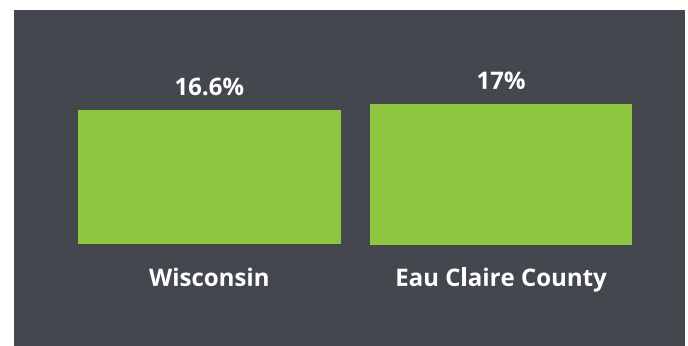
<sup>1</sup>County Health Rankings (CDC Diabetes Interactive Atlas)

### Percent of Children Ages 2-5 Enrolled in the Special Supplemental Nutrition Program for Women, Infants, and Children (WIC) Considered Obese<sup>2</sup>



<sup>2</sup>Eau Claire City-County Health Department (2019), Wisconsin Department of Health Services/Division of Public Health (2019), CDC/Division of Nutrition, Physical Activity, and Obesity (2018)

### Percent of Children Ages 2-5 Enrolled in WIC Considered Overweight<sup>3</sup>



<sup>3</sup>Eau Claire City-County Health Department (2019), Wisconsin Department of Health Services/Division of Public Health (2019)

### Percent of High School Students Who Are Overweight or Obese (BMI is ≥85 percentile based on CDC growth chart)<sup>4</sup>

**29.1%** Wisconsin  
**31.6%** United States

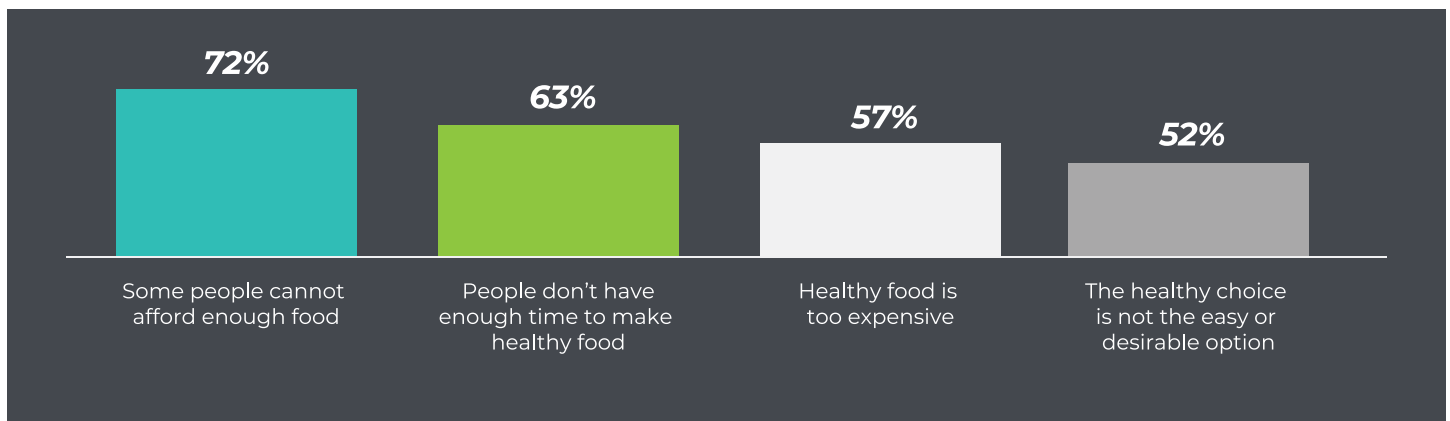
<sup>4</sup>Youth Risk Behavior Surveillance Survey (2019)

Communities are healthier when all people (babies, children, adults, and seniors) can always eat healthy food and have enough:

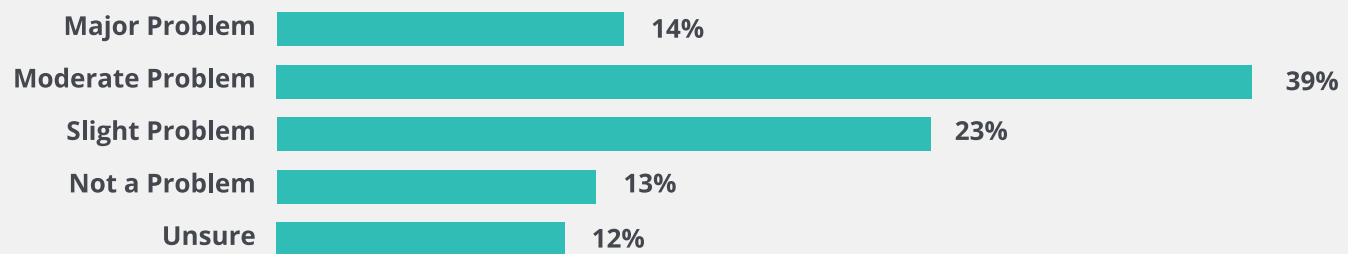
- Fruits and vegetables
- Fresh foods properly stored, prepared, and refrigerated
- Meals with a good balance of protein, carbohydrates, vegetables, and fat
- Drinks and foods with low sugar and low fat
- Breastfeeding support

## WHAT PEOPLE SAID ON THE COMMUNITY HEALTH SURVEY

### Why is Healthy Nutrition a problem in our county?



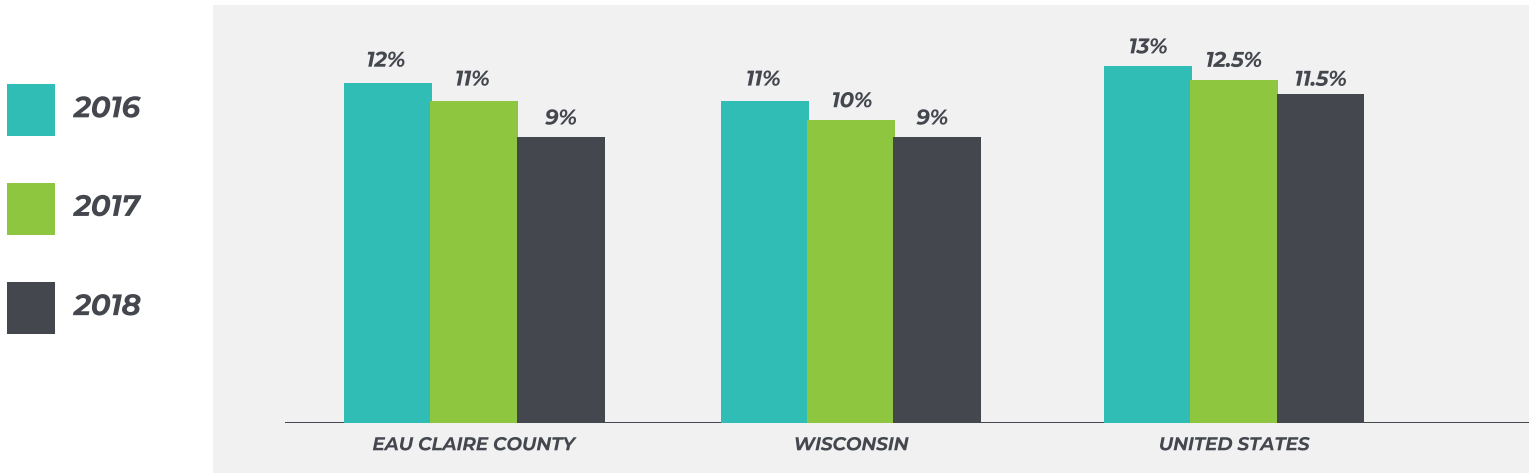
### How serious is this health area in Eau Claire County?



## did you know?

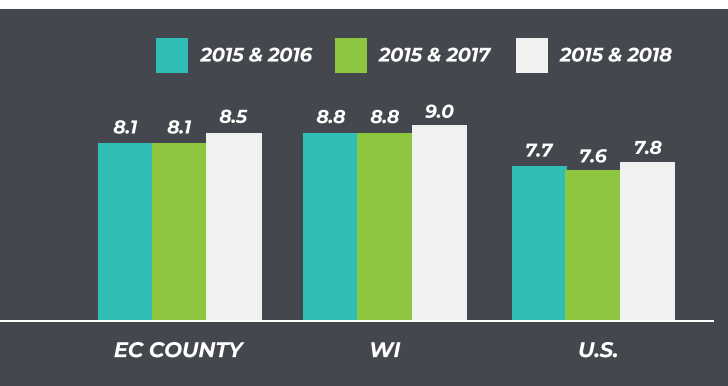
- For *infants*, breastfeeding reduces the risk of many health conditions, including asthma, obesity, Type 1 diabetes, ear infections, and gastrointestinal infections.
- For *mothers*, breastfeeding can help lower the risk for high blood pressure, Type 2 diabetes, ovarian cancer, and breast cancer.

## Percent of Population Lacking Adequate Access to Food (i.e., food insecure)<sup>1</sup>



<sup>1</sup>County Health Rankings (Map the Meal Gap)

## Food Environment Index (factors that contribute to a healthy food environment, 0 [worst] to 10 [best])<sup>2</sup>



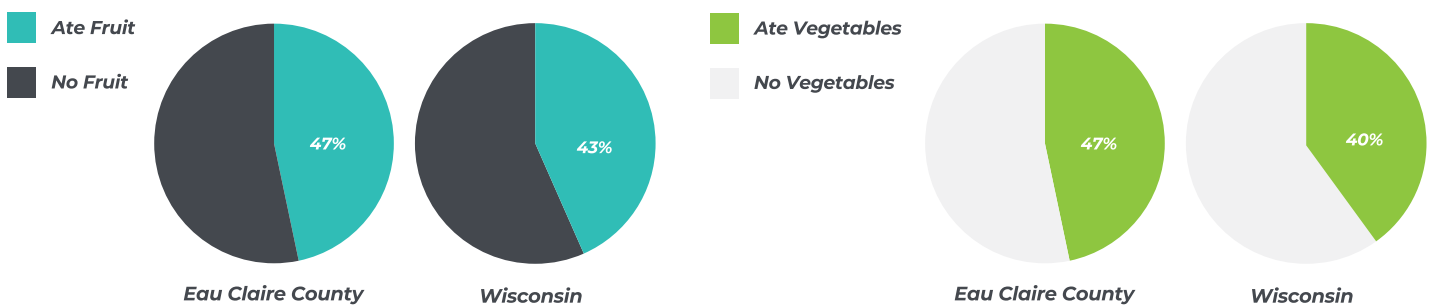
<sup>2</sup>County Health Rankings (USDA, 2015 & 2017)

## Percent of Infants in WIC Breastfed Exclusively Through Three Months<sup>4</sup>



<sup>4</sup>Eau Claire City-County Health Dept. Composite Report (2020), CDC/Division of Nutrition, Physical Activity, and Obesity (2017)

## Percent of High School Students Who Ate Fruits/Vegetables Every Day During the Past Week<sup>3</sup>



<sup>3</sup>Eau Claire County Youth Risk Behavior Survey (2019)

# CHRONIC DISEASE PREVENTION & MANAGEMENT

Healthier communities help people prevent and manage chronic diseases like:

- Heart Disease
- Diabetes
- Arthritis
- Cancer
- Asthma
- Alzheimer's Disease and/or Related Dementia

## WHAT PEOPLE SAID ON THE COMMUNITY HEALTH SURVEY

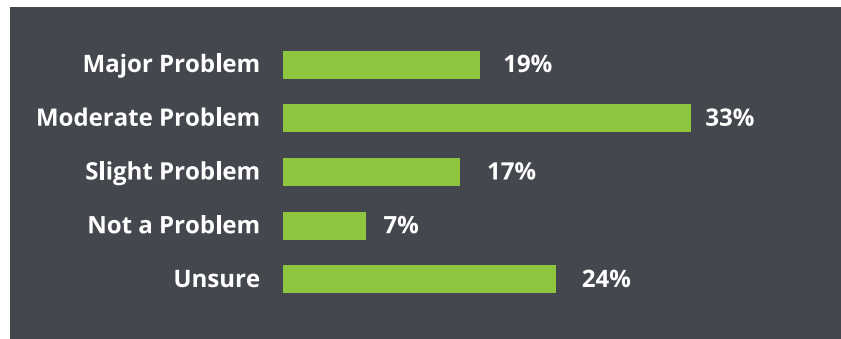
### Why is Chronic Disease Prevention & Management a problem in our county?

Healthy lifestyle choices and managing risk factors are not the easy or desirable option **76%**

People don't understand importance of chronic disease prevention and management **64%**

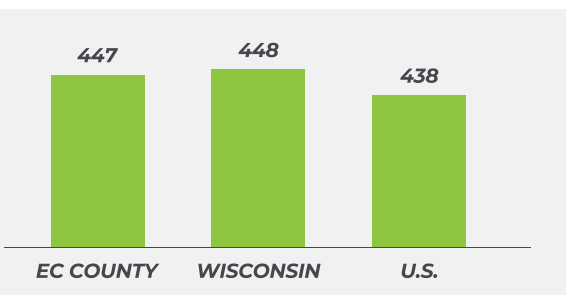
People lack insurance coverage or the ability to pay for managing chronic conditions **63%**

### How serious is this health area in Eau Claire County?



## WHAT THE DATA SAYS...

### Rate of New Cancer Diagnoses per 100,000 People (age-adjusted)<sup>1</sup>



<sup>1</sup> Centers for Disease Control and Prevention (United States Cancer Statistics: Data Visualizations, 2017)

### Coronary Heart Disease Hospitalizations per 1,000 Medicare Beneficiaries 65+<sup>2</sup>

**9.5** Eau Claire County  
**10.5** Wisconsin  
**12.0** United States

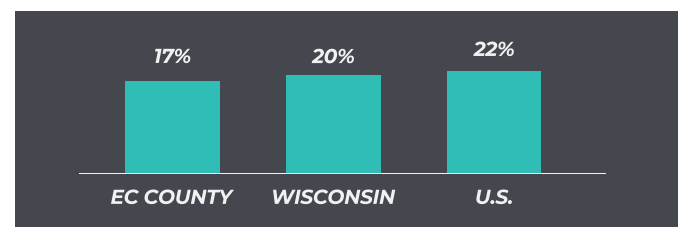
<sup>2</sup> CDC (Interactive Atlas of Heart Disease and Stroke, 2015-2017)

### Percent of Diabetic Medicare Enrollees Ages 65-75 Who Received HbA1c Screening in Past Year<sup>3</sup>

Eau Claire County **92.6%**  
 Wisconsin **91.0%**  
 United States **85.7%**

<sup>3</sup> Dartmouth Atlas of Health Care (2015)

### Percent of High School Students Ever Diagnosed with Asthma<sup>4</sup>



<sup>4</sup> Youth Risk Behavior Surveillance System (2019)

# COMMUNICABLE DISEASE PREVENTION & CONTROL

Healthier communities prevent diseases that are caused by bacteria, viruses, fungi, or parasites and can pass from person to person or animal to person. Examples include:

- Influenza
- COVID-19
- Salmonella
- Measles
- West Nile Virus
- Lyme Disease

Healthier communities control the spread of these diseases with:

- Immunizations (like vaccines)
- Formal health care (like yearly check-ups)
- Personal health habits (like washing hands)

## WHAT PEOPLE SAID ON THE COMMUNITY HEALTH SURVEY

### Why is Communicable Disease Prevention & Control a problem in our county?

People don't understand importance of communicable disease prevention and control **75%**

Control practices are not the easy or desirable option **69%**

Prevention methods are not the easy or desirable option **44%**

### How serious is this health area in Eau Claire County?

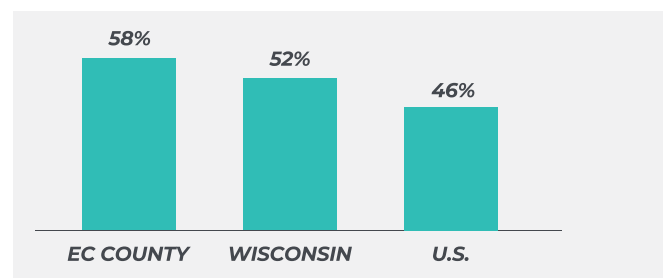


### Percent of Children Ages 19 to 35 Months Who Received the Recommended Doses of DTaP, polio, MMR, Hib, Hepatitis B, Varicella, and PCV<sup>1</sup>

**72.0%** Eau Claire County  
**72.0%** Wisconsin  
**70.4%** United States

<sup>1</sup> 2020 County Health Rankings (WI Immunization Registry, 2018), CDC (National Immunization Survey, 2017)

### Percent of Fee-for-Service (FFS) Medicare Enrollees Who Received an Annual Flu Vaccination<sup>2</sup>



<sup>2</sup> 2020 County Health Rankings (CMS Mapping Medicare Disparities Tool, 2017)

### Rate of New Cases of Reportable Communicable Diseases per 100,000 People<sup>3</sup>

Location	2016	2017	2018
EC County	793	998	1,050
Wisconsin	882	1,033	923

<sup>3</sup>County Health Rankings (WI Public Health Information Network Analysis, Visualization, and Reporting)

### Rate of Confirmed Lyme Disease Cases per 100,000 People<sup>4</sup>

Eau Claire County **65.0**  
 Wisconsin **37.7**  
 United States **7.2**

<sup>4</sup> WI Department of Health Services (Environmental Public Health Data Tracker, 2019), CDC (Lyme Disease Data Tables, 2018)



# PHYSICAL ACTIVITY



People are healthier when they are active. Healthier communities have programs to help people:

- Walk
- Swim
- Participate in Team Sports
- Bike
- Lift Weights

## WHAT PEOPLE SAID ON THE COMMUNITY HEALTH SURVEY

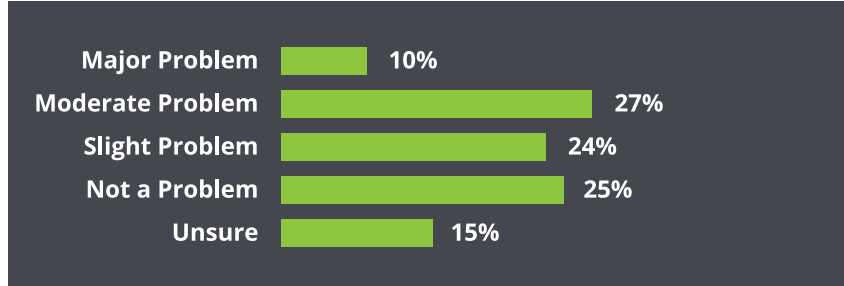
### Why is Physical Activity a problem in our county?

Being physically active is not the easy or desirable choice **76%**

Physical activity choices (gyms, equipment, organized sports, etc.) are not affordable **60%**

People suffer from health problems that prevent physical activity **55%**

### How serious is this health area in Eau Claire County?



## WHAT THE DATA SAYS...

### Percent of Population with Adequate Access to a Location for Physical Activity<sup>1</sup>

**81.0%** Eau Claire County  
**85.0%** Wisconsin  
**84.0%** United States

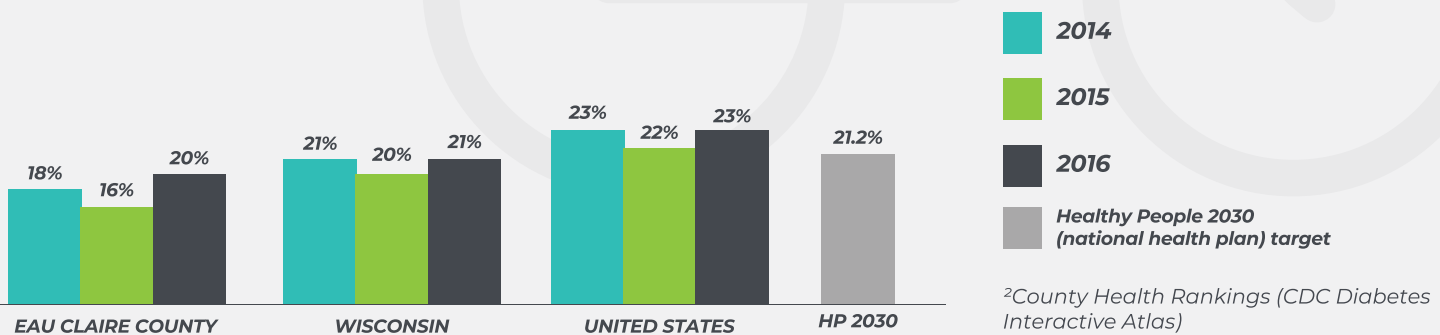
<sup>1</sup> 2020 County Health Rankings (ArcGIS, 2010 & 2019)

### Percent of High School Students Physically Active at Least 60 Minutes per Day 5+ Days (during the past week)<sup>3</sup>

Eau Claire County **56%**  
 Wisconsin **57%**  
 United States **44%**

<sup>3</sup> Youth Risk Behavior Surveillance System (2019)

### Percent of Adults Age 20+ Who Report No Leisure Time Physical Activity<sup>2</sup>



<sup>2</sup>County Health Rankings (CDC Diabetes Interactive Atlas)

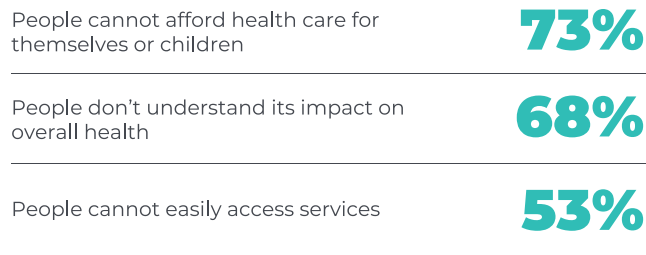
# HEALTHY GROWTH & DEVELOPMENT

Communities are healthier when children/adults can improve their physical, social, and emotional health with:

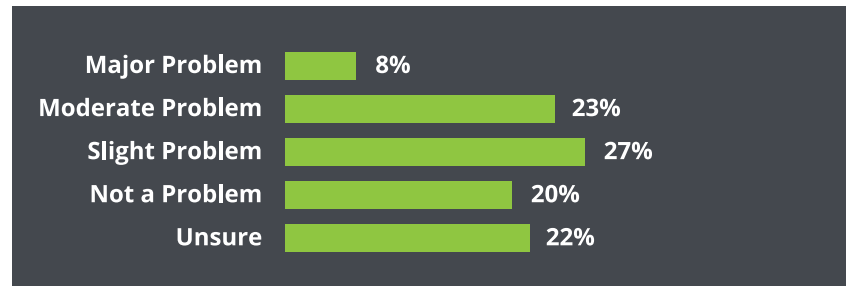
- Prenatal care
- Positive, caring relationships
- Regular health check-ups
- Early learning opportunities for infants and children
- Quality child and elder care

## WHAT PEOPLE SAID ON THE COMMUNITY HEALTH SURVEY

### Why is Healthy Growth & Development a problem in our county?

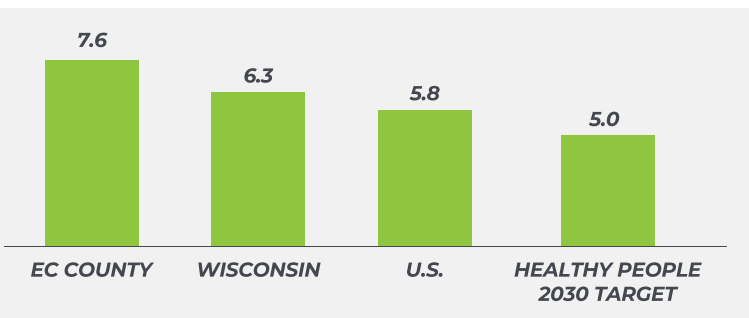


### How serious is this health area in Eau Claire County?



## WHAT THE DATA SAYS...

### Rate of Deaths for Children Under 1 Year per 1,000 Live Births<sup>1</sup>



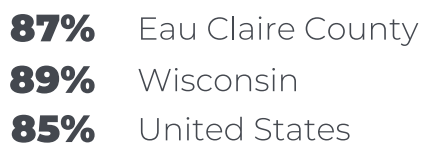
<sup>1</sup> WI Department of Health Services, Wisconsin Interactive Statistics on Health (2017)

### Percent of Live Births with Low Birth Weights<sup>2</sup>



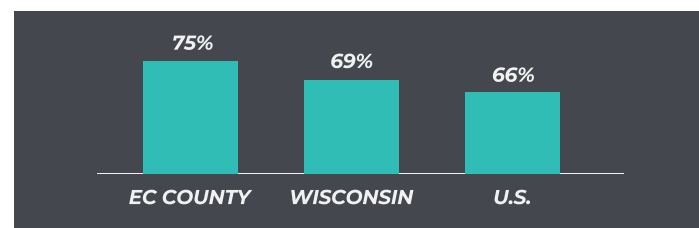
<sup>2</sup> 2020 County Health Rankings (National Vital Statistics System, 2012-2018)

### Percent of 9th Grade Cohort Who Graduate in Four Years<sup>3</sup>



<sup>3</sup> 2020 County Health Rankings (WI Department of Public Instruction, 2016-2017)

### Percent of Adults Ages 25-44 with Some Post-secondary Education<sup>4</sup>



<sup>4</sup> 2020 County Health Rankings (American Community Survey, 2014-2018)

# VAPING/TOBACCO USE & EXPOSURE

All communities are healthier when communities offer programs to:

- Prevent tobacco use (stop people before they start vaping, smoking, or chewing)
- Provide treatment to help people who want to stop vaping, smoking, or chewing
- Protect people from second-hand smoke

## WHAT PEOPLE SAID ON THE COMMUNITY HEALTH SURVEY

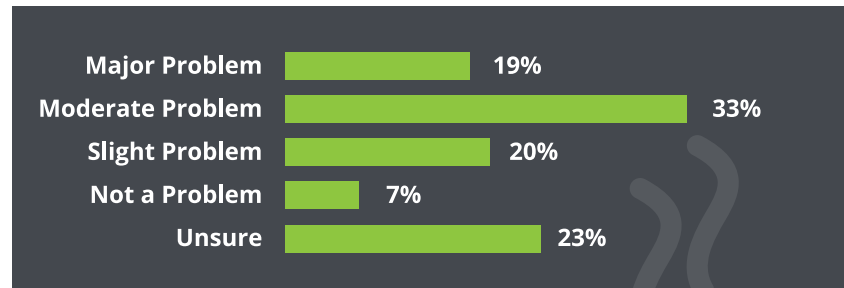
### Why is Vaping/Tobacco Use & Exposure a problem in our county?

Products are easily available in the community **63%**

Tobacco use is an accepted practice within families or the community **60%**

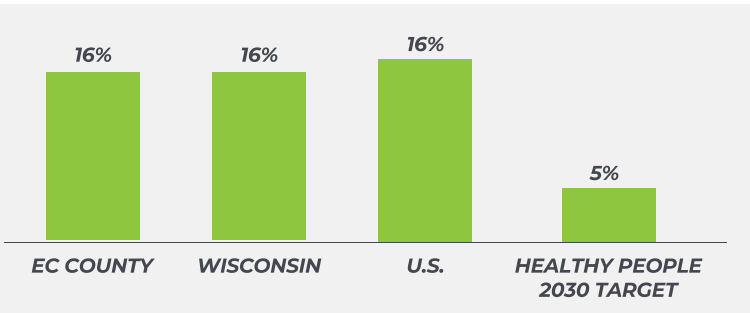
People don't understand the impact of vaping/tobacco use and exposure on overall health or take those risks seriously **59%**

### How serious is this health area in Eau Claire County?



## WHAT THE DATA SAYS...

### Percent of Adults Who Smoke Every Day or Most Days<sup>1</sup>



<sup>1</sup> 2020 County Health Rankings (BRFSS, 2017)

### Percent of High School Students Who Smoked Cigarettes in the Past 30 Days<sup>3</sup>

Eau Claire County **5%**  
 Wisconsin **6%**  
 United States **6%**

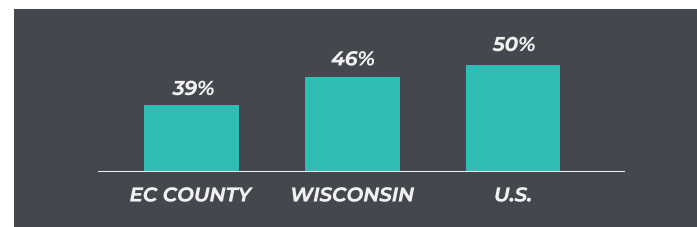
<sup>3</sup> Youth Risk Behavioral Surveillance System (2019)

### Percent of Births Where Mother Reports Smoking During Pregnancy<sup>2</sup>

**13%** Eau Claire County  
**11%** Wisconsin  
**8%** United States

<sup>2</sup> 2020 County Health Rankings (Wisconsin Interactive Statistics on Health, 2015-2018), CDC (Pregnancy Risk Assessment and Monitoring System, 2017)

### Percent of High School Students Who Ever Tried E-cigarettes/Vaping/Juul<sup>4</sup>



<sup>4</sup> Youth Risk Behavioral Surveillance System (2019)

Healthier communities prevent sickness and injury from indoor and outdoor dangers like:

- Chemicals
- Contaminated food or water
- Work hazards (e.g., unsafe work practices/tools or exposure to chemicals or radiation)
- Polluted air
- Diseases that can pass from animals to human

## WHAT PEOPLE SAID ON THE COMMUNITY HEALTH SURVEY

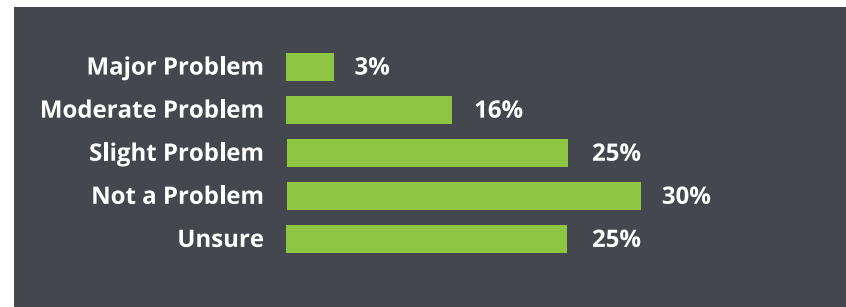
### Why is Environmental & Occupational Health a problem in our county?

People don't understand or take seriously the impact of environmental and occupational health **67%**

Home improvement measures are not affordable **63%**

People are not aware of common house hazards or how to decrease them **60%**

### How serious is this health area in Eau Claire County?



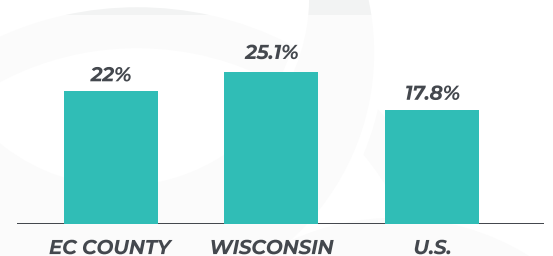
## WHAT THE DATA SAYS...

### Average Daily Measure of Fine Particulate Matter in Micrograms per Cubic Meter (PM2.5) <sup>1</sup>

**8.0** Eau Claire County  
**8.6** Wisconsin  
**8.6** United States

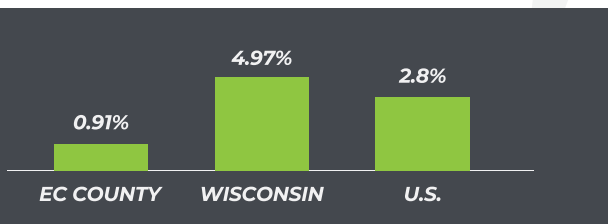
<sup>1</sup> 2020 County Health Rankings (Environmental Public Health Tracking Network, 2014)

### Percent of Housing Units Built Prior to 1950<sup>3</sup>



<sup>3</sup> 2020 County Health Ranking (American Community Survey, 2014-2018)

### Percent of Children ages Birth<6 with Blood Lead Level of >=5µg/dL<sup>2</sup>



<sup>2</sup> WI Department of Health Services (Wisconsin Environmental Public Health Tracking, 2016)

## did you know?

Older housing units can pose a health hazard due to the presence of toxic substances like lead and asbestos.

# INJURY & VIOLENCE PREVENTION

All people are safer and healthier when communities have programs to prevent:

- Falls
- Car Crashes
- Child Abuse
- Accidental Poisoning
- Gun Violence
- Sexual Assault

## WHAT PEOPLE SAID ON THE COMMUNITY HEALTH SURVEY

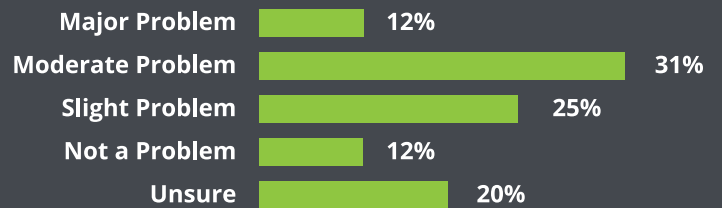
**Why is Injury & Violence Prevention a problem in our county?**

People don't take the risk of injury or violence seriously **70%**

People are unaware of resources available for victims of violence **60%**

People don't know how to prevent violence in relationships **57%**

**How serious is this health area in Eau Claire County?**



## WHAT THE DATA SAYS...

**Injury Deaths per 100,000 People<sup>1</sup>**

Location	2013-2017	2014-2018	2015-2019
EC County	69	72	77
Wisconsin	77	80	84
United States	65	70	72

<sup>1</sup> County Health Rankings (CDC WONDER Mortality Data)

**Number of Reported Violent Crime Offenses per 100,000 People<sup>2</sup>**

Eau Claire County **142**  
Wisconsin **298**  
United States **386**

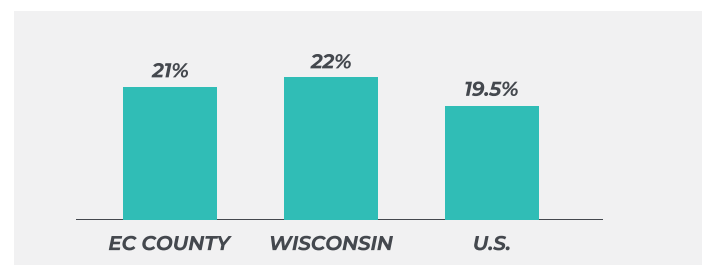
<sup>2</sup> 2020 County Health Rankings (Uniform Crime Reporting- FBI, 2014 & 2016)

**Number of Motor Vehicle Crash Occupants per 1,000 People<sup>3</sup>**

**59** Eau Claire County  
**53** Wisconsin

<sup>3</sup> 2020 County Health Rankings (Crash Outcome Data Evaluation System, 2015-2017)

**Percent of High School Students Bullied on School Property in the Past Year<sup>4</sup>**



<sup>4</sup> Youth Risk Behavior Surveillance System (2019)

# REPRODUCTIVE & SEXUAL HEALTH

Healthier communities have education and healthcare services to:

- Help people of all ages have good sexual health
- Prevent accidental pregnancy
- Prevent sexually transmitted infections (STIs) like chlamydia and gonorrhea

## WHAT PEOPLE SAID ON THE COMMUNITY HEALTH SURVEY

### Why is Reproductive & Sexual Health a problem in our county?

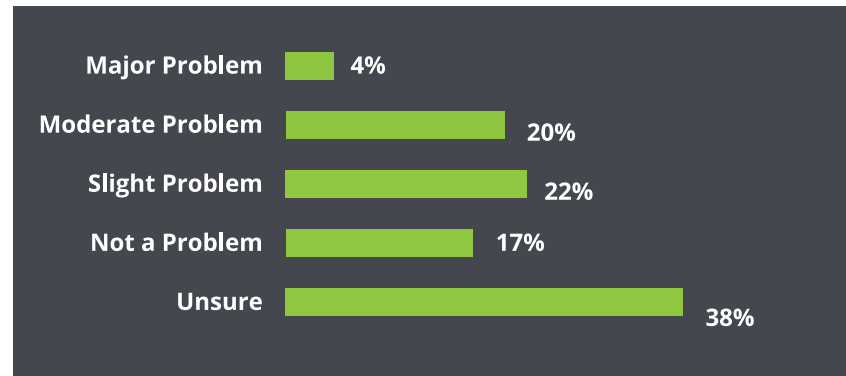
People do not feel comfortable seeking services (due to taboos or stigma attached to seeking sexual health care) **75%**

People don't understand or take seriously the importance of reproductive or sexual health care **71%**

People don't know where to go to receive sexual health supplies or care **52%**

Sexual health care or personal practices are not the easy or desirable choice **52%**

### How serious is this health area in Eau Claire County?



## WHAT THE DATA SAYS...

### Rate of Newly Diagnosed Chlamydia Cases per 100,000 People<sup>1</sup>

**483.3** Eau Claire County  
**478.6** Wisconsin  
**524.6** United States

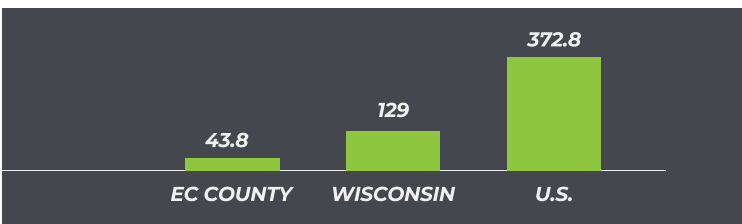
<sup>1</sup> 2020 County Health Rankings (NCHHSTP, 2017)

### Percentage of Births to Mothers Who Received 1st Trimester Prenatal Care<sup>3</sup>

Eau Claire County **74.4%**  
 Wisconsin **75.8%**  
 United States **77.3%**

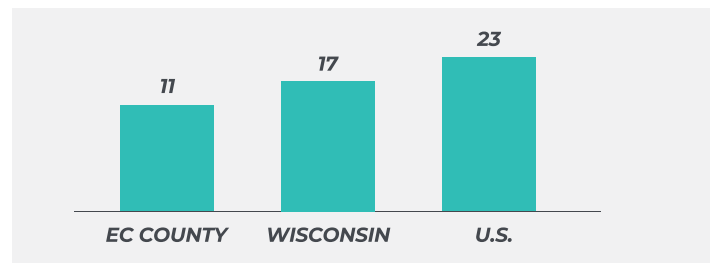
<sup>3</sup> WI Department of Health Services (Wisconsin Interactive Statistics on Health, 2017)

### Rate of Human Immunodeficiency Virus (HIV) Infections per 100,000 People Age 13+<sup>2</sup>



<sup>2</sup> CDC National Center for HIV/AIDS, Viral Hepatitis, STD, and TB Prevention (Atlas Plus, 2018)

### Birth Rate per 1,000 Females Ages 15-19<sup>4</sup>



<sup>4</sup> 2020 County Health Rankings (National Vital Statistics System, 2012-2018)

Communities are healthier when all people can keep their teeth, gums, and mouth healthy and can get care for:

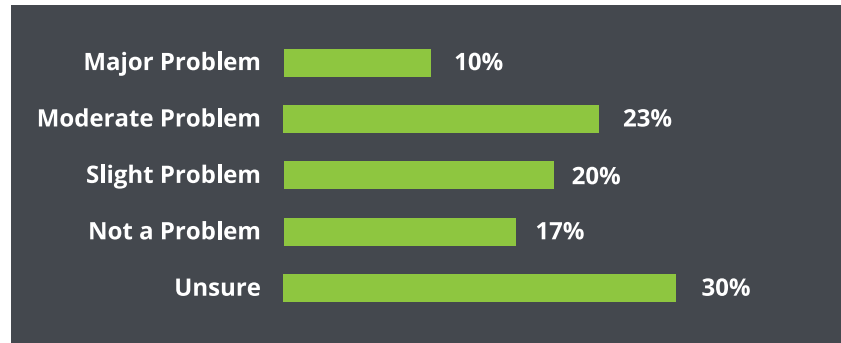
- Mouth Pain
- Tooth Loss
- Tooth Decay
- Mouth Sores

## WHAT PEOPLE SAID ON THE COMMUNITY HEALTH SURVEY

### Why is Oral Health a problem in our county?

Good dental care or personal practices are not affordable	<b>73%</b>
Too few dental clinics accept BadgerCare	<b>66%</b>
People don't understand impact of oral health on overall health	<b>59%</b>
People cannot easily access services for dental care	<b>50%</b>

### How serious is this health area in Eau Claire County?



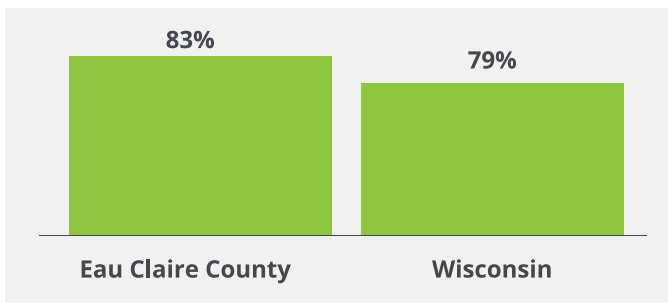
## WHAT THE DATA SAYS...

### Ratio of Population to Dentists<sup>1</sup>

<b>1,010 to 1</b>	Eau Claire County
<b>1,460 to 1</b>	Wisconsin
<b>1,450 to 1</b>	United States

<sup>1</sup> 2020 County Health Rankings (Area Health Resource File/ National Provider Identification file, 2018)

### Percent of High School Students Who Saw Dentist in the Past 12 Months<sup>2</sup>



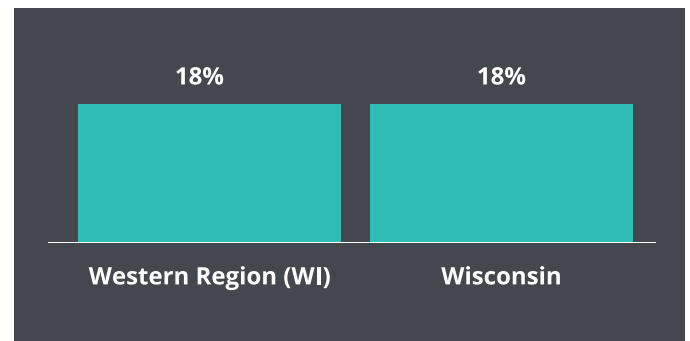
<sup>2</sup> Youth Risk Behavior Surveillance System (2019)

### Percent of Population with Fluoridated Public Water System<sup>3</sup>

Eau Claire County	<b>83.7%</b>
Wisconsin	<b>88.4%</b>
United States	<b>73.0%</b>
Healthy People 2030 target	<b>77.1%</b>

<sup>3</sup> Wisconsin Environmental Public Health Tracking Program (2017), CDC (Water Fluoridation Reporting System, 2018)

### Percent of Third Graders with Untreated Tooth Decay<sup>4</sup>



<sup>4</sup> WI DHS (Healthy Smiles/Healthy Growth, 2017-2018)

*THIS PAGE WAS  
INTENTIONALLY LEFT  
BLANK*

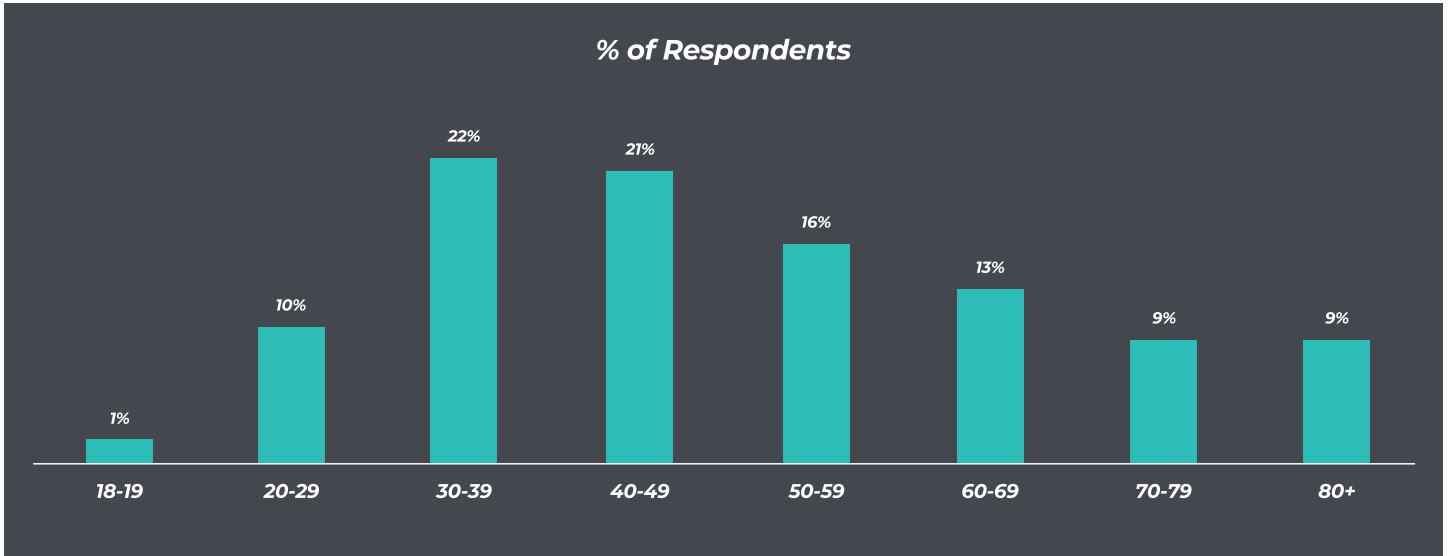




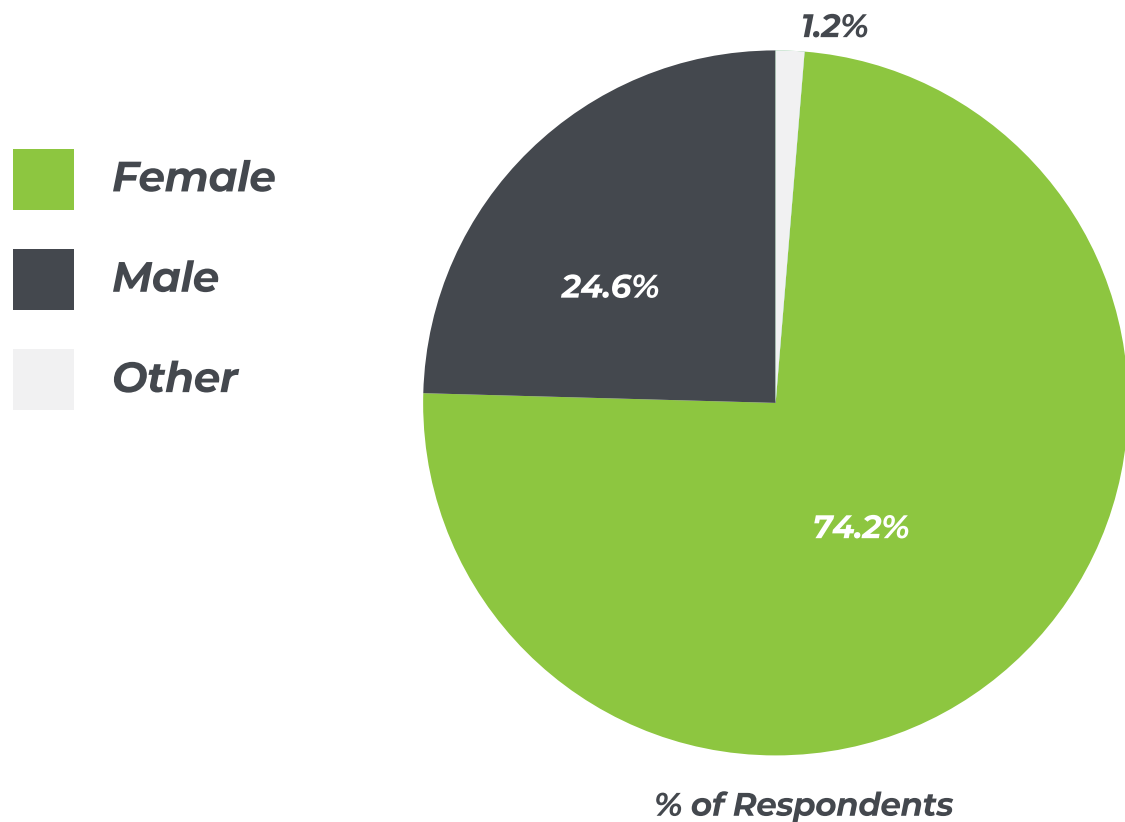
**Appendix I:**

# **Demographic Profiles**

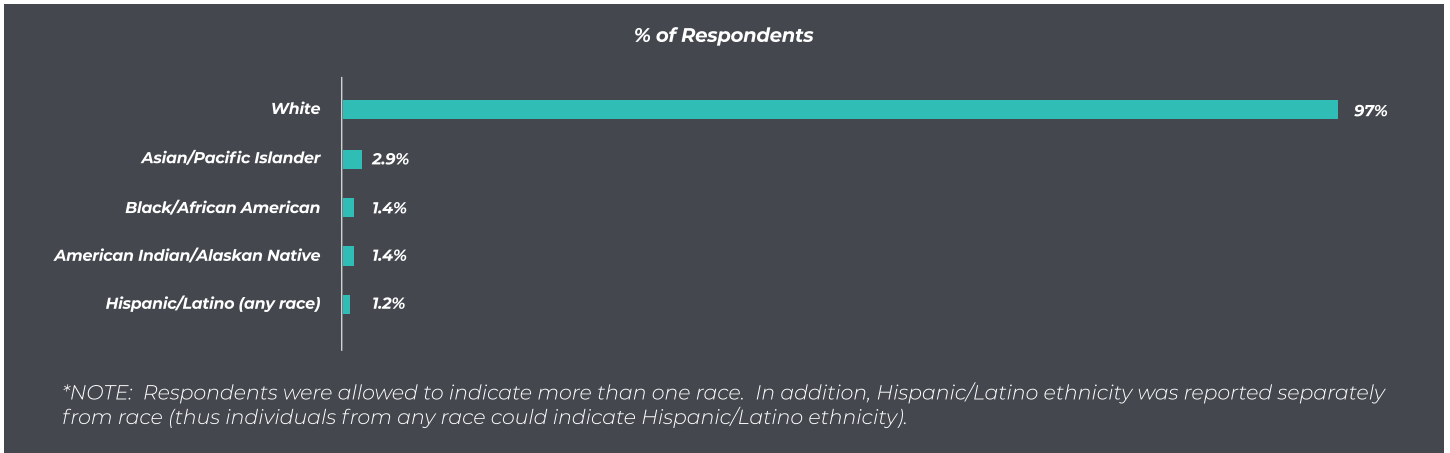
## AGE DISTRIBUTION OF COMMUNITY HEALTH SURVEY RESPONDENTS



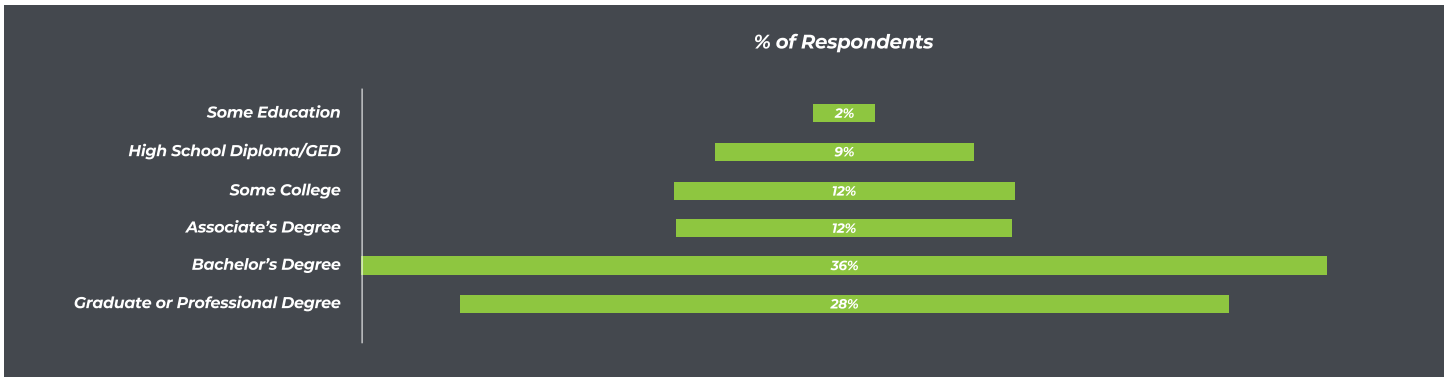
## GENDER DISTRIBUTION OF COMMUNITY HEALTH SURVEY RESPONDENTS



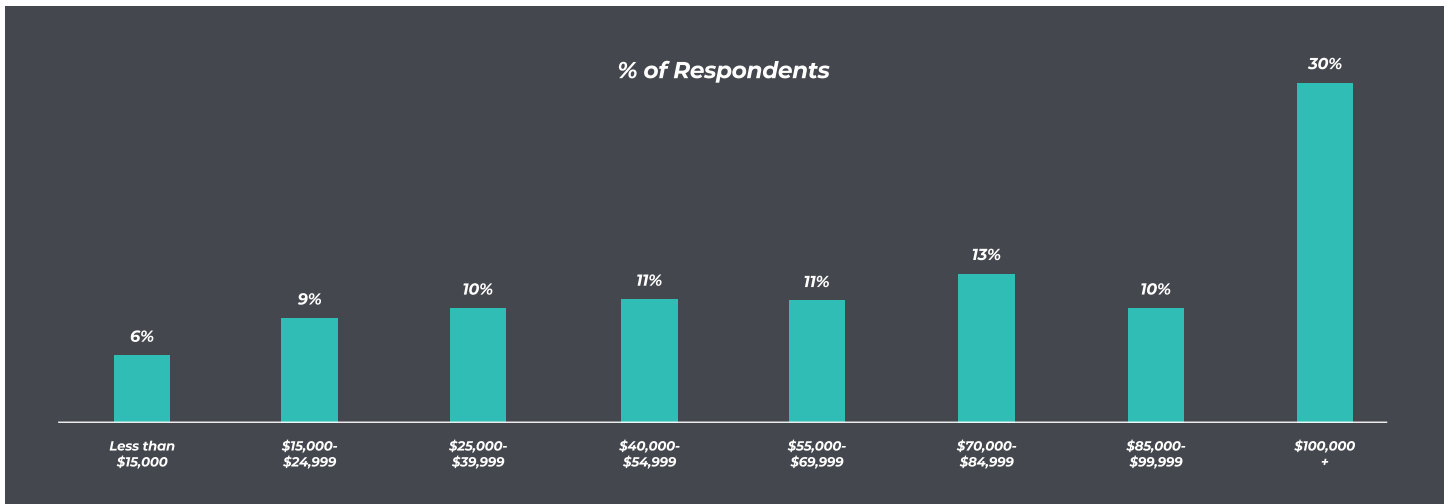
## RACIAL DISTRIBUTION OF COMMUNITY HEALTH SURVEY RESPONDENTS\*



## HIGHEST EDUCATIONAL ATTAINMENT OF COMMUNITY HEALTH SURVEY RESPONDENTS

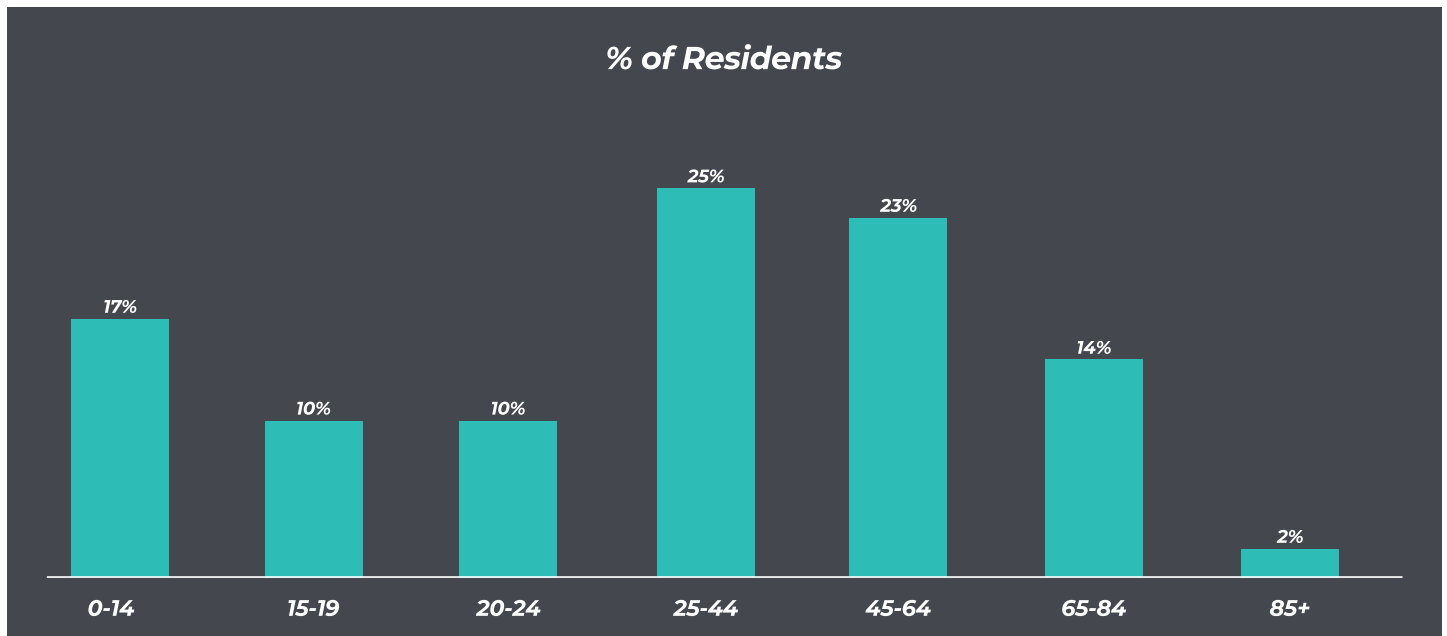


## HOUSEHOLD INCOME OF COMMUNITY HEALTH SURVEY RESPONDENTS



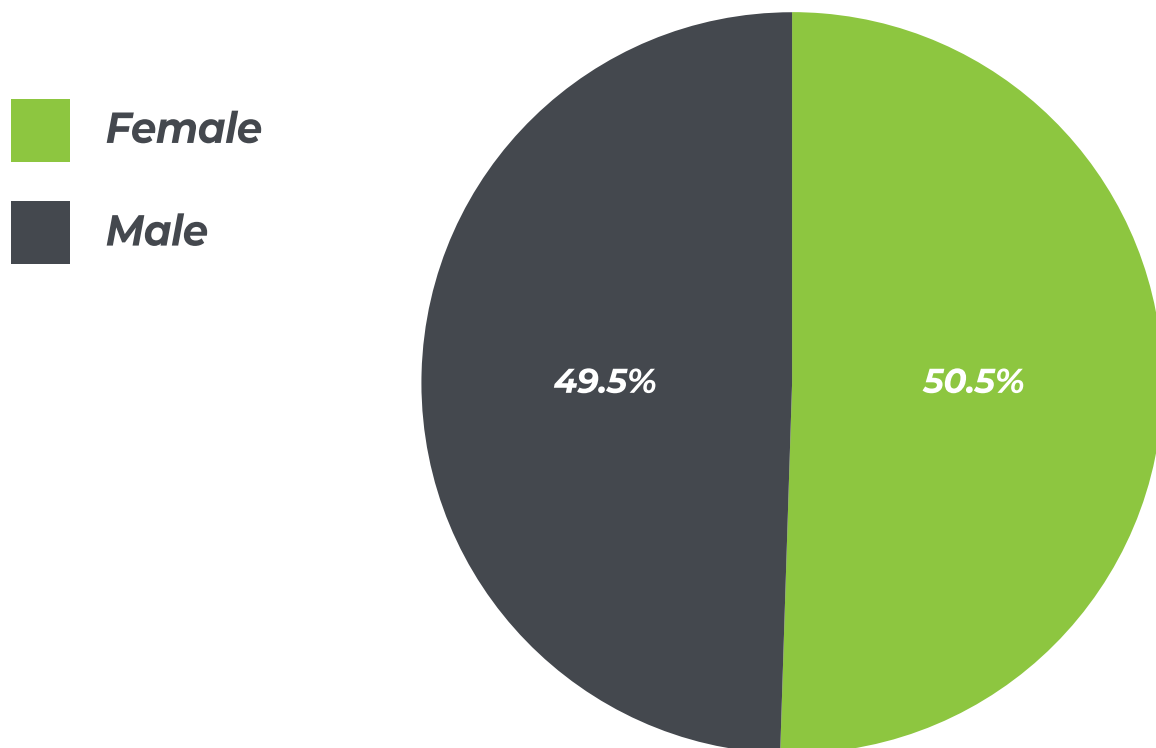
## AGE DISTRIBUTION OF EAU CLAIRE COUNTY RESIDENTS

(U.S. CENSUS BUREAU, 2019 ESTIMATES)



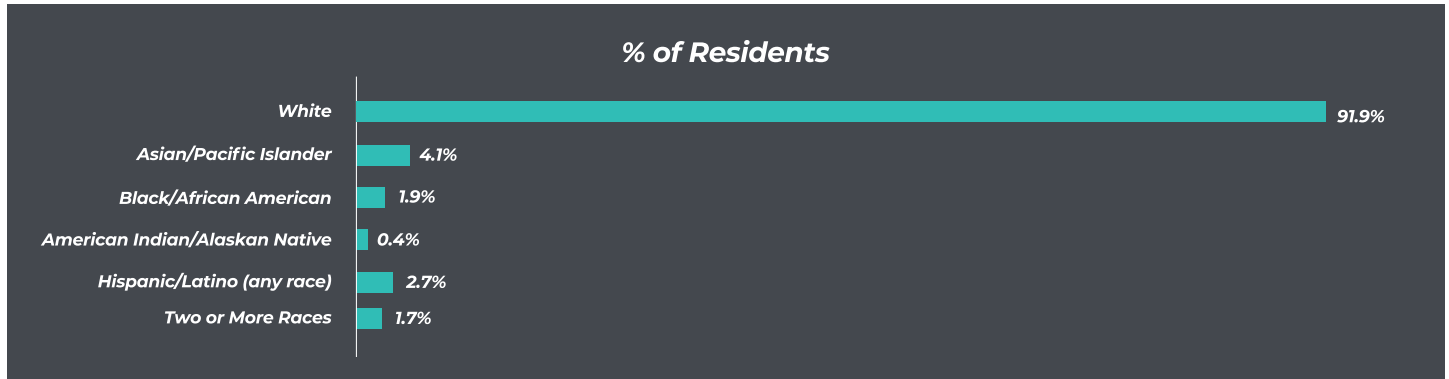
## GENDER DISTRIBUTION OF EAU CLAIRE COUNTY RESIDENTS

(U.S. CENSUS BUREAU, 2019 ESTIMATES)



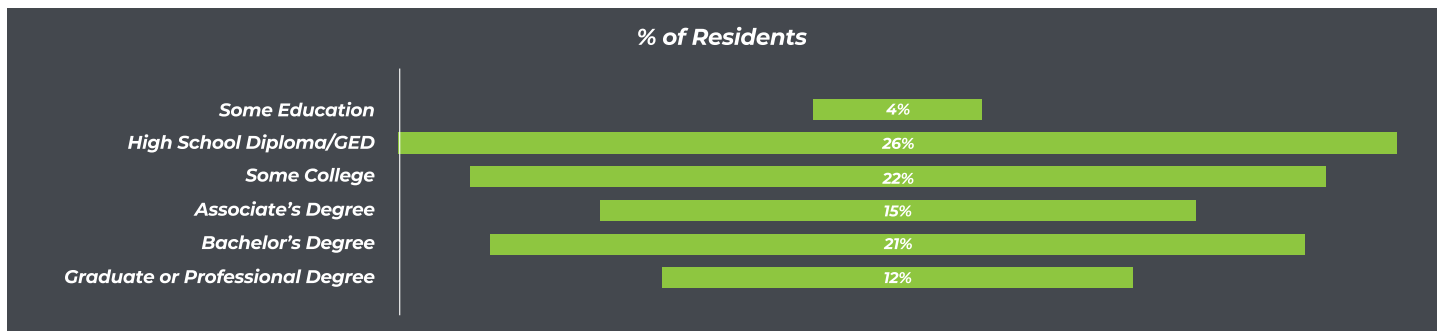
# RACIAL DISTRIBUTION OF EAU CLAIRE COUNTY RESIDENTS

(U.S. CENSUS BUREAU, 2019 ESTIMATES)



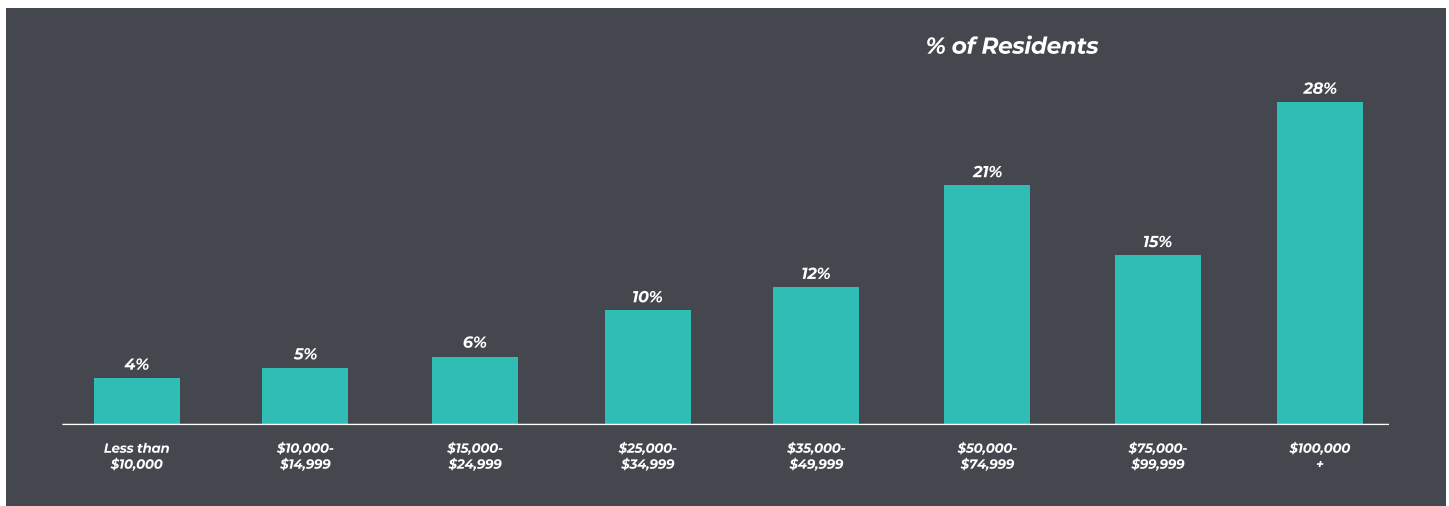
# HIGHEST EDUCATIONAL ATTAINMENT BY EAU CLAIRE COUNTY RESIDENTS

(U.S. CENSUS BUREAU, 2019 ESTIMATES)



# HOUSEHOLD INCOME DISTRIBUTION OF EAU CLAIRE COUNTY RESIDENTS

(U.S. CENSUS BUREAU, 2019 ESTIMATES)



*THIS PAGE WAS  
INTENTIONALLY LEFT  
BLANK*



**Appendix II:**

# **Community Health Survey**

# COMMUNITY HEALTH SURVEY FOR CHIPPEWA AND EAU CLAIRE COUNTIES

This survey is being conducted to better understand the health issues in Chippewa and Eau Claire counties and how to address them.

Participation in this survey is voluntary. Your answers will be anonymous, confidential, and combined with those of all other survey respondents. The results will be shared with community members who are interested in improving the health of our community. Estimated time to complete this survey is 5-10 minutes.

The questions in this survey are based on the Health Areas of the Wisconsin State Health Plan. For each health area, please indicate whether you feel the area is a problem in the Chippewa and Eau Claire County community and share your ideas about services and programs that would help improve community health.

Please note that this survey is intended to be completed by residents of Chippewa and Eau Claire counties only. The deadline for submission is January 10, 2021. Completed surveys may be put in an envelope marked "Attention to PH" and placed in the drop box outside Door 5 of the Chippewa County Courthouse, dropped off at the Eau Claire City-County Health Department, or mailed to the Eau Claire City-County Health Department at 720 2nd Ave., Eau Claire, WI 54703.

## 1. DO YOU LIVE WITHIN CHIPPEWA OR EAU CLAIRE COUNTY?

- Yes- Chippewa County
- Yes- Eau Claire County
- No

## 2. FOR EACH HEALTH AREA LISTED BELOW, PLEASE INDICATE IF YOU FEEL IT IS A PROBLEM IN YOUR COMMUNITY (CHIPPEWA OR EAU CLAIRE COUNTY).

	Not a Problem	Slight Problem	Moderate Problem	Major Problem	Unsure
Healthy Nutrition	<input type="checkbox"/>	<input type="checkbox"/>	<input type="checkbox"/>	<input type="checkbox"/>	<input type="checkbox"/>
Alcohol Misuse	<input type="checkbox"/>	<input type="checkbox"/>	<input type="checkbox"/>	<input type="checkbox"/>	<input type="checkbox"/>
Vaping/Tobacco Use & Exposure	<input type="checkbox"/>	<input type="checkbox"/>	<input type="checkbox"/>	<input type="checkbox"/>	<input type="checkbox"/>
Substance Use	<input type="checkbox"/>	<input type="checkbox"/>	<input type="checkbox"/>	<input type="checkbox"/>	<input type="checkbox"/>
Chronic Disease Prevention & Control	<input type="checkbox"/>	<input type="checkbox"/>	<input type="checkbox"/>	<input type="checkbox"/>	<input type="checkbox"/>
Communicable Disease Prevention & Control	<input type="checkbox"/>	<input type="checkbox"/>	<input type="checkbox"/>	<input type="checkbox"/>	<input type="checkbox"/>
Environmental & Occupational Health	<input type="checkbox"/>	<input type="checkbox"/>	<input type="checkbox"/>	<input type="checkbox"/>	<input type="checkbox"/>
Healthy Growth & Development	<input type="checkbox"/>	<input type="checkbox"/>	<input type="checkbox"/>	<input type="checkbox"/>	<input type="checkbox"/>
Injury & Violence Prevention	<input type="checkbox"/>	<input type="checkbox"/>	<input type="checkbox"/>	<input type="checkbox"/>	<input type="checkbox"/>
Mental Health	<input type="checkbox"/>	<input type="checkbox"/>	<input type="checkbox"/>	<input type="checkbox"/>	<input type="checkbox"/>
Oral Health	<input type="checkbox"/>	<input type="checkbox"/>	<input type="checkbox"/>	<input type="checkbox"/>	<input type="checkbox"/>
Physical Activity	<input type="checkbox"/>	<input type="checkbox"/>	<input type="checkbox"/>	<input type="checkbox"/>	<input type="checkbox"/>
Reproductive & Sexual Health	<input type="checkbox"/>	<input type="checkbox"/>	<input type="checkbox"/>	<input type="checkbox"/>	<input type="checkbox"/>
Obesity	<input type="checkbox"/>	<input type="checkbox"/>	<input type="checkbox"/>	<input type="checkbox"/>	<input type="checkbox"/>



**3. CHOOSE 3 AREAS FROM THE LIST ON THE PREVIOUS PAGE THAT YOU THINK ARE THE BIGGEST PROBLEM IN YOUR COMMUNITY AND PLEASE COMMENT WHY.**

Health Area 1: \_\_\_\_\_ is a problem in your community because....

Health Area 2: \_\_\_\_\_ is a problem in your community because....

Health Area 3: \_\_\_\_\_ is a problem in your community because....

**What are the greatest strengths in your county in relation to community health?**

*(Check all that apply)*

- |   |   |
|---|---|
| <input type="checkbox"/> Education              | <input type="checkbox"/> Community Safety                 |
| <input type="checkbox"/> Employment             | <input type="checkbox"/> Public Transportation            |
| <input type="checkbox"/> Medical Care           | <input type="checkbox"/> Community Connectedness          |
| <input type="checkbox"/> Healthy Eating Options | <input type="checkbox"/> Substance Abuse Treatment Access |
| <input type="checkbox"/> Parks                  | <input type="checkbox"/> Mental Health Treatment Access   |
| <input type="checkbox"/> Affordable Housing     | <input type="checkbox"/> Other <i>(Please specify):</i>   |

We know that many important issues in other areas of our lives also impact our health. Which of the factors below contribute most to your top community health concerns?

*(Check all that apply)*

- Availability of resources to meet daily needs (e.g., safe housing and local food markets)
- Access to mass media and emerging technologies (e.g., cell phones, Internet, and social media)
- Resources provided for multiple languages and literacy levels
- Socioeconomic conditions (e.g., concentrated poverty and stressful conditions that accompany it)
- Racism and discrimination
- Social support
- Transportation options
- Public safety
- Opportunities for recreation and leisure
- Access to educational, economic, and job opportunities
- Access to health care services
- Quality of education and job training
- Other *(Please specify):*

Age: \_\_\_\_\_ years

Gender: \_\_\_\_\_

Race *(Check all that apply):*

- American Indian or Alaskan Native
- Asian or Pacific Islander
- Black/African American
- White

Ethnicity:

- Hispanic Origin
- Not of Hispanic Origin

### THANK YOU FOR COMPLETING THIS SURVEY!

Completed surveys may be put in an envelope marked "Attention to PH" and placed in the drop box outside Door 5 of the Chippewa County Courthouse, dropped off at the Eau Claire City-County Health Department, or mailed to the Eau Claire City-County Health Department at 720 2nd Ave., Eau Claire, WI 54703.

*THIS PAGE WAS  
INTENTIONALLY LEFT  
BLANK*

# Appendix III: Core Data Set

Measure	Definition	Eau Claire County	Source (year of Data)	Wisconsin	Source (year of Data)	Healthy People 2030 Target	National Rate	Source (year of Data)
<b>Alcohol Misuse Focus Area</b>								
Alcohol Outlet Density	Alcohol outlet density per 500 people	1.19	Wisconsin Environmental Public Health Tracking Program (2017-2018)	1.47	Wisconsin Environmental Public Health Tracking Program (2017-2018)	n/a		
Alcohol Use	Alcohol use among adults 18+ during past 30 days			64.4%	National Survey on Drug Use and Health (2017-2018)	n/a	55.6%	National Survey on Drug Use and Health (2017-2018)
Alcohol-related Hospitalizations	Rate of alcohol-related hospitalizations per 1,000 population	2.9	2020 County Health Rankings (WI Public Health Profiles; 2016)	2.2	2020 County Health Rankings (WI Public Health Profiles; 2018)	n/a		
Alcohol-related Vehicle Deaths	Percentage of driving deaths with alcohol involvement	41%	2020 County Health Rankings (Fatality Analysis Reporting System; 2014-2018)	36%	2020 County Health Rankings (Fatality Analysis Reporting System; 2014-2018)	n/a	28%	2020 County Health Rankings (Fatality Analysis Reporting System; 2014-2018)
Binge Drinking	Engagement in binge drinking among adults 18+ years old in past month	25.5%	WI Department of Health Services (Adult Alcohol Use Dashboard; 2014-2019)	22.9%	WI Department of Health Services (Adult Alcohol Use Dashboard; 2014-2019)	25.4% (Ages 21+)	16.1%	WI Department of Health Services (Adult Alcohol Use Dashboard; 2019)
Excessive Drinking (Binge + Heavy Drinking)	Percentage of the adult population that reports either binge drinking, defined as consuming more than 4 (women) or 5 (men) alcoholic beverages on a single occasion in the past 30 days, or heavy drinking, defined as drinking more than 1 (women) or 2 (men) drinks per day on average	27%	2020 County Health Rankings (Behavioral Risk Factor Surveillance System; 2017)	24%	2020 County Health Rankings (Behavioral Risk Factor Surveillance System; 2017)	n/a (HP2020=25%)	19%	2020 County Health Rankings (Behavioral Risk Factor Surveillance System; 2017)
Liquor Law Arrests	Violations of state or local laws or ordinances	939	Wisconsin Epidemiological Profile on Alcohol and Other Drugs, 2016 (2014)	300	Wisconsin Epidemiological Profile on Alcohol and Other Drugs, 2016 (2014)	n/a	101	Wisconsin Epidemiological Profile on Alcohol and Other Drugs, 2016 (2014)
Student Alcohol Use	Percentage of high school students who had at least one drink of alcohol on one or more of the past 30 days	25%	Eau Claire County Youth Risk Behavior Survey (2019)	30%	Youth Risk Behavior Surveillance System (2019)	6.3% (adolescents - 12-17)	29%	Youth Risk Behavior Surveillance System (2019)
Student Alcohol Use	Percentage of high school students who had their first drink of alcohol other than a few sips before age 13	11%	Eau Claire County Youth Risk Behavior Survey (2019)	16.5%	Youth Risk Behavior Surveillance System (2019)	n/a	15%	Youth Risk Behavior Surveillance System (2019)

<b>Chronic Disease Prevention &amp; Management Focus Area</b>								
Alzheimer's	Alzheimer's Disease deaths per 100,000 (age-adjusted)	39.3	WI DHS WISH (2018)	31.8	WI DHS WISH (2018)	n/a	37.3	Alzheimer's Association (Alzheimer's Disease Facts and Figures; 2018)
Cancer Incidence	Number of new cancer diagnoses per 100,000 population (age-adjusted)	447	Centers for Disease Control and Prevention (2013-2017)	465	Centers for Disease Control and Prevention (2013-2017)	n/a	449	Centers for Disease Control and Prevention (2013-2017)
Cancer Mortality	Cancer Mortality Rate per 100,000 population (age-adjusted)	160	Centers for Disease Control and Prevention (2013-2017)	160	Centers for Disease Control and Prevention (2013-2017)	122.7	158	Centers for Disease Control and Prevention (2013-2017)
Cerebrovascular Disease Hospitalizations	Cerebrovascular disease hospitalization rate per 1,000 people	2.1	2017 Wisconsin Public Health Profiles	2	2017 Wisconsin Public Health Profiles	n/a		
Cervical Cancer Screening	Percentage of women (21-65) who had a pap test in last 3 years			83.8%	CDC (BRFSS; 2018)	84.3%	80.2% (median)	CDC (BRFSS; 2018)
Cholesterol Screening	Percentage of adults had cholesterol checked in past 5 years			63.9%	CDC (BRFSS; 2019)	n/a	86.6% (median)	CDC (BRFSS; 2019)
Colorectal Cancer Screening	Percentage of adults (50-75) received screening based on most recent guidelines (FOBT, CT, sigmoidoscopy or colonoscopy)			75.2%	CDC (BRFSS; 2018)	74.4%	69.7%	CDC (BRFSS; 2018)
Coronary Heart Disease Hospitalizations	Coronary heart disease hospitalization rate per 1,000 Medicare Beneficiaries, 65+	9.5	CDC (Interactive Atlas of Heart Disease and Stroke; 2015-2017)	10.5	CDC (Interactive Atlas of Heart Disease and Stroke; 2015-2017)	n/a	12	CDC (Interactive Atlas of Heart Disease and Stroke; 2015-2017)
Diabetes	Percentage of adults age 20+ with diagnosed diabetes	9%	2020 County Health Rankings (United States Diabetes Surveillance System; 2016)	9%	2020 County Health Rankings (United States Diabetes Surveillance System; 2016)	n/a	8.5% (ages 18+)	United States Diabetes Surveillance System (2016)
Diabetic Screening	Percentage of diabetic Medicare enrollees (ages 65-75) that received HbA1c screening in past year	92.6%	Dartmouth Atlas of Health Care (2015)	91.0%	Dartmouth Atlas of Health Care (2015)	n/a	85.7%	Dartmouth Atlas of Health Care (2015)
Mammography Screening	Percentage of female Medicare enrollees ages 65-74 that received an annual mammography screening.	54%	2020 County Health Rankings (Centers for Medicare & Medicaid Services Office of Minority Health; 2017)	50%	2020 County Health Rankings (Centers for Medicare & Medicaid Services Office of Minority Health; 2017)	n/a	42%	2020 County Health Rankings (Centers for Medicare & Medicaid Services Office of Minority Health; 2017)
Stroke Hospitalizations	Stroke hospitalization rate per 1,000 Medicare Beneficiaries, 65+	10.0	CDC (Interactive Atlas of Heart Disease and Stroke; 2015-2017)	10.3	CDC (Interactive Atlas of Heart Disease and Stroke; 2015-2017)	n/a	11.6	CDC (Interactive Atlas of Heart Disease and Stroke; 2015-2017)

Measure	Definition	Eau Claire County	Source (year of Data)	Wisconsin	Source (year of Data)	Healthy People 2030 Target	National Rate	Source (year of Data)
<b>Chronic Disease Prevention &amp; Management Focus Area</b> <i>CONTINUED</i>								
<b>Stroke Hospitalizations</b>	Stroke hospitalization rate per 1,000 Medicare Beneficiaries, 65+	10.0	CDC (Interactive Atlas of Heart Disease and Stroke; 2015-2017)	10.3	CDC (Interactive Atlas of Heart Disease and Stroke; 2015-2017)	n/a	11.6	CDC (Interactive Atlas of Heart Disease and Stroke; 2015-2017)
<b>Youth Asthma</b>	Percentage of high school students ever diagnosed with asthma	17%	Eau Claire County Youth Risk Behavior Survey (2019)	20%	Wisconsin Youth Risk Behavior Survey (2019)	n/a	22%	Youth Risk Behavior Surveillance System (2019)

<b>Communicable Disease &amp; Prevention Focus Area</b>								
<b>Childhood Immunizations</b>	35 months who received the recommended doses of DTaP, polio, MMR, Hib, hepatitis B, varicella, and PCV	72.0%	2020 County Health Rankings (WI Immunization Registry; 2018)	72.0%	2020 County Health Rankings (WI Immunization Registry; 2018)	n/a	70.4%	CDC (National Immunization Survey; 2017)
<b>Communicable Diseases</b>	Number of new cases of reportable communicable diseases per 100,000 population	1,050	2020 County Health Rankings (WI Public Health Information Network Analysis, Visualization, and Reporting; 2018)	923	2020 County Health Rankings (WI Public Health Information Network Analysis, Visualization, and Reporting; 2018)	n/a		
<b>Influenza Immunization 65+</b>	Percentage of fee-for-service (FFS) Medicare enrollees that had an annual flu vaccination	58%	2020 County Health Rankings (CMS Mapping Medicare Disparities Tool; 2017)	52%	2020 County Health Rankings (CMS Mapping Medicare Disparities Tool; 2017)	n/a	46%	2020 County Health Rankings (CMS Mapping Medicare Disparities Tool; 2017)
<b>Lyme Disease</b>	Rate per 100,000 population of confirmed Lyme disease cases	65.0	DHS (Environmental Public Health Data Tracker; 2019)	37.7	DHS (Environmental Public Health Data Tracker; 2019)	n/a	7.2	CDC (Lyme Disease Data Tables; 2018)

<b>Environmental &amp; Occupational Health Focus Area</b>								
<b>Air Pollution -- Particulate Matter</b>	The average daily measure of fine particulate matter in micrograms per cubic meter (PM2.5) in a county	6.0	2020 County Health Rankings (Environmental Public Health Tracking Network; 2014)	6.6	2020 County Health Rankings (Environmental Public Health Tracking Network; 2014)	n/a	8.6	2020 County Health Rankings (Environmental Public Health Tracking Network; 2014)
<b>Contaminants in Municipal Water</b>	Average concentration of Aresenic in public water (µg/L)	0.4	2017 Environmental Health Profile (Wisconsin Environmental Public Health Tracking; 2013-2015)	1.4	2017 Environmental Health Profile (Wisconsin Environmental Public Health Tracking; 2013-2015)	n/a	2.2	CDC (National Environmental Public Health Tracking Network; 2016)
<b>Contaminants in Municipal Water</b>	Average concentration of Nitrate in public water (mg/L)	2.3	2017 Environmental Health Profile (Wisconsin Environmental Public Health Tracking; 2013-2015)	1.5	2017 Environmental Health Profile (Wisconsin Environmental Public Health Tracking; 2013-2015)	n/a	1.2	CDC (National Environmental Public Health Tracking Network; 2016)
<b>Good' or 'Moderate' Air Quality Days</b>	Percentage of measured days in given year (not every day was measured) that were 'good' or 'moderate' (Air quality index from 0-100)	100%	U.S. Environmental Protection Agency (Air Quality Index Report; 2017)	99.3%	U.S. Environmental Protection Agency (Air Data Reporting QuerySystem; 2017)	n/a	98.3%	U.S. Environmental Protection Agency (Air Data Reporting QuerySystem; 2017)
<b>Lead Poisoned Children</b>	Percentage of children birth<6 with blood lead level of >=5µg/dL	0.91%	DHS (Wisconsin Environmental Public Health Tracking; 2016)	4.97%	DHS (Wisconsin Environmental Public Health Tracking; 2016)	n/a	2.0%	CDC (National Surveillance Data; 2015)
<b>Carbon Monoxide Poisoning</b>	Rate of emergency room visits related to Carbon Monoxide poisoning per 100,000 people (age-adjusted)	5.36	DHS (Wisconsin Environmental Public Health Tracking; 2010-2014)	8.43	DHS Wisconsin Environmental Public Health Tracking; 2014)	n/a	6.8%	CDC (National Environmental Public Health Tracking Network; 2014)
<b>Radon Levels</b>	Percentage of radon tests that exceeded the recommended level of 4 picocuries per liter	34%	Eau Claire City-County Health Department (2017-2020)			n/a		
<b>Severe Housing Problems</b>	Percentage of households with at least 1 of 4 housing problems: overcrowding, high housing costs, lack of kitchen facilities, or lack of plumbing facilities	14%	2020 County Health Rankings (U.S. HUD Comprehensive Housing Affordability Strategy; 2012-2016)	14%	2020 County Health Rankings (U.S. HUD Comprehensive Housing Affordability Strategy; 2012-2016)	n/a	16%	2020 County Health Rankings (U.S. HUD Comprehensive Housing Affordability Strategy; 2012-2016)
<b>Unhealthy Air Quality Days</b>	Number of measured days in given year (not every day was measured in both counties) that were "unhealthy" (Air quality index above 101)	0	U.S. Environmental Protection Agency (Air Quality Index Report; 2017)	0	U.S. Environmental Protection Agency (Air Data Reporting Query System; 2017)	n/a	0.4	U.S. Environmental Protection Agency (Air Data Reporting Query System; 2017)
<b>Year Structure Built</b>	Percentage of housing units built prior to 1950	22.4%	2020 County Health Ranking (American Community Survey; 2014-2018)	25.1%	2020 County Health Ranking (American Community Survey; 2014-2018)	n/a	17.8%	American Community Survey (2014-2018)

<b>Healthy Growth &amp; Development Focus Area</b>								
<b>Infant Mortality</b>	Rate (<365 days) per 1,000 live births	7.6	Wisconsin Dept. of Health Services, Wisconsin Interactive Statistics on Health (2017)	6.3	Wisconsin Dept. of Health Services, Wisconsin Interactive Statistics on Health (2017)	5.0	5.8	Wisconsin Dept. of Health Services, Wisconsin Interactive Statistics on Health (2017)
<b>Reading Proficiency</b>	Percentage of fourth grade students proficient or advanced in reading	51%	2020 County Health Rankings (Department of Education; 2017-2018)	45%	2020 County Health Rankings (Department of Education; 2017-2018)	n/a		
<b>High School Graduation</b>	Percentage of 9th grade cohort that graduates in four years	87%	2020 County Health Rankings (WI DPI; 2016-2017)	89%	2020 County Health Rankings (WI DPI; 2016-2017)	90.7%	85%	2020 County Health Rankings (WI DPI; 2016-2017)
<b>Low Birth Weight</b>	Percentage of live birth weights <2,500 grams	6%	2020 County Health Rankings (National Vital Statistics System; 2012-2018)	7%	2020 County Health Rankings (National Vital Statistics System; 2012-2018)	n/a	8%	2020 County Health Rankings (National Vital Statistics System; 2012-2018)
<b>Single-parent Households</b>	Percentage of children that live in a household headed by a single parent	24%	2020 County Health Rankings (American Community Survey; 2014-2018)	32%	2020 County Health Rankings (American Community Survey; 2014-2018)	n/a	33%	2020 County Health Rankings (American Community Survey; 2014-2018)

Measure	Definition	Eau Claire County	Source (year of Data)	Wisconsin	Source (year of Data)	Healthy People 2030 Target	National Rate	Source (year of Data)
<b>Healthy Growth &amp; Development Focus Area</b> <i>CONTINUED</i>								
<b>Some College</b>	Percentage of adults age 25-44 with some post-secondary education	75%	2020 County Health Rankings (American Community Survey, 2014-2018)	69%	2020 County Health Rankings (American Community Survey, 2014-2018)	n/a	66%	2020 County Health Rankings (American Community Survey, 2014-2018)
<b>Healthy Nutrition Focus Area</b>								
<b>Adult Dietary Behavior</b>	Percentage of adults who consumed 1 or more fruits per day			61.1%	State Cancer Profiles (2019)	n/a	60.7	State Cancer Profiles (2019)
<b>Adult Dietary Behavior</b>	Percentage of adults who consumed 1 or more vegetables per day			77.2%	State Cancer Profiles (2019)	n/a	79.7	State Cancer Profiles (2019)
<b>Breastfeeding</b>	Percentage of infants in WIC breastfed exclusively through three months	33.0%	Eau Claire City-County Health Dept. Composite Report (2020)	26.0%	Eau Claire City-County Health Dept. Composite Report (2020)	n/a	46.9%	CDC Division of Nutrition, Physical Activity, and Obesity (2017)
<b>Food Environment Index</b>	Index of factors that contribute to a healthy food environment, 0 (worst) to 10 (best)	8.1	2020 County Health Rankings (USDA: 2015 & 2017)	8.8	2020 County Health Rankings (USDA: 2015 & 2017)	n/a	7.6	2020 County Health Rankings (USDA: 2015 & 2017)
<b>Food Insecurity</b>	Percentage population who lack adequate access to food	11.0%	2020 County Health Rankings (Map the Meal Gap, 2017)	10.0%	2020 County Health Rankings (Map the Meal Gap, 2017)	6.0%	12.5%	Map the Meal Gap (2017)
<b>Injury &amp; Violence Focus Area</b>								
<b>Child Abuse</b>	Substantiated cases of child abuse per 1,000 population	5	2020 County Health Rankings (Wisconsin Department of Children and Families, 2018)	4	2020 County Health Rankings (Wisconsin Department of Children and Families, 2018)	n/a	9.1	National Child Abuse and Neglect Data System (2015)
<b>Falls Fatalities 65+</b>	Injury deaths due to falls for age 65 and older (per 100,000 population)	156	2020 County Health Rankings (Wisconsin Interactive Statistics on Health: 2015-2017)	143	2020 County Health Rankings (Wisconsin Interactive Statistics on Health: 2015-2017)	63.4	61	National Vital Statistics System-Mortality (2015)
<b>Hate Crimes</b>	Hate crime rate per 100,000 population	2	2017 County Health Rankings (Uniform Crime Reporting: 2014)	1	2017 County Health Rankings (Uniform Crime Reporting: 2014)	n/a	1.9	Uniform Crime Report (2016)
<b>Injury Deaths</b>	Number of deaths due to injury per 100,000 population	72	2020 County Health Rankings (CDC, Wonder Mortality data: 2014-2018)	80	2020 County Health Rankings (CDC, Wonder Mortality data: 2014-2018)	63.1	70	2020 County Health Rankings (CDC, Wonder Mortality data: 2014-2018)
<b>Injury Hospitalizations</b>	Hospitalizations for injuries (age-adjusted per 100,000 population)	397	2020 County Health Rankings (Wisconsin Interactive Statistics on Health: 2018)	421	2020 County Health Rankings (Wisconsin Interactive Statistics on Health: 2018)	n/a	598.6	National Hospital Discharge Survey (2010)
<b>Motor Vehicle Crash Deaths</b>	Number of motor vehicle crash deaths per 100,000 population	3	2020 County Health Rankings (National Center for Health Statistics: 2012-2018)	10	2020 County Health Rankings (National Center for Health Statistics: 2012-2018)	10.1	10.9	National Vital Statistics System-Mortality (2015)
<b>Motor Vehicle Crash Occupancy Rate</b>	Number of motor vehicle crash occupants per 1,000 population.	59	2020 County Health Rankings (Crash Outcome Data Evaluation System: 2015-2017)	53	2020 County Health Rankings (Crash Outcome Data Evaluation System: 2015-2017)	n/a		
<b>Violent Crime</b>	Number of reported violent crime offenses per 100,000 population (includes offenses that involve face-to-face confrontation between the victim and the perpetrator, including homicide, forcible rape, robbery, and aggravated assault)	142	2020 County Health Rankings (Uniform Crime Reporting- FBI: 2014 & 2016)	298	2020 County Health Rankings (Uniform Crime Reporting- FBI: 2014 & 2016)	n/a	386	2020 County Health Rankings (Uniform Crime Reporting- FBI: 2014 & 2016)
<b>Youth Injury</b>	Percentage of high school students who wore a seat belt most of the time or always during the past 30 days	92%	Eau Claire County Youth Risk Behavior Survey (2019)	88%	Youth Risk Behavior Surveillance System (2019)	n/a	94%	Youth Risk Behavior Surveillance System (2019)
<b>Youth Violence</b>	Percentage of high school students who have been bullied on school property during the past 12 months	21%	Eau Claire County Youth Risk Behavior Survey (2019)	22%	Youth Risk Behavior Surveillance System (2019)	n/a	19.5%	Youth Risk Behavior Surveillance System (2019)
<b>Mental Health Focus Area</b>								
<b>Disconnected Youth</b>	Percentage of teens and young adults (16-19) who are neither working nor in school	4%	2020 County Health Rankings (American Community Survey: 2014-2018)	5%	2020 County Health Rankings (American Community Survey: 2014-2018)	n/a		
<b>Intentional Injury Hospitalizations</b>	Self-inflicted injury hospitalization rate per 100,000 population	68	2020 County Health Rankings (Wisconsin Interactive Statistics on Health: 2016-2018)	51	2020 County Health Rankings (Wisconsin Interactive Statistics on Health: 2016-2018)	n/a	62.2	CDC WISQARS (2018)
<b>Mental Health Providers</b>	Ratio of population to mental health providers	320 to 1	2020 County Health Rankings (CMS, National Provider Identification file, 2019)	490 to 1	2020 County Health Rankings (CMS, National Provider Identification file, 2019)	n/a	400 to 1	2020 County Health Rankings (CMS, National Provider Identification file, 2019)
<b>Poor Mental Health Days</b>	Average number of mentally unhealthy days reported in past 30 days (age-adjusted)	3.6	2020 County Health Rankings (BRFSS: 2017)	4.0	2020 County Health Rankings (BRFSS: 2017)	n/a	4.0	2020 County Health Rankings (BRFSS: 2017)
<b>Suicide</b>	Number of deaths due to suicide per 100,000 population (age-adjusted)	17	2020 County Health Rankings (National Center for Health Statistics: 2014-2018)	15	2020 County Health Rankings (National Center for Health Statistics: 2014-2018)	12.8	13.6	CDC WISQARS (2014-2018)

Measure	Definition	Eau Claire County	Source (year of Data)	Wisconsin	Source (year of Data)	Healthy People 2030 Target	National Rate	Source (year of Data)
<b>Mental Health Focus Area</b> <i>CONTINUED</i>								
<b>Suicide</b>	Number of deaths due to suicide per 100,000 population (age-adjusted)	18.8	CDC WISQARS (2018-19)	14.42	CDC WISQARS (2016-2019)	12.8	14.08	CDC WISQARS (2018-2019)
<b>Youth Suicide Attempt</b>	Percentage of high school students who attempted suicide in the past 12 months	7%	Eau Claire County Youth Risk Behavior Survey (2019)	7%	Youth Risk Behavior Surveillance System (2019)	1.8%	9%	Youth Risk Behavior Surveillance System (2019)
<b>Youth Suicide Attempt - Injury</b>	Percentage of high school students with a suicide attempt that resulted in an injury, poisoning, or overdose that had to be treated by a doctor or nurse during the past 12 months			2.0%	Youth Risk Behavior Surveillance System (2019)	n/a	2.5%	Youth Risk Behavior Surveillance System (2019)
<b>Youth Suicide Attempt - Medical Attention</b>	Of high school students who attempted suicide in past 12 months, percentage who received medical attention	35%	Eau Claire County Youth Risk Behavior Survey (2019)	27%	Eau Claire County Youth Risk Behavior Survey (2019)	n/a		

<b>Obesity Focus Area</b>								
<b>Adult Obesity</b>	Percentage adults (age 20 +) with BMI > 30 (obese)	31%	2020 County Health Rankings (CDC Diabetes Interactive Atlas; 2016)	31%	2020 County Health Rankings (CDC Diabetes Interactive Atlas; 2016)	36.0%	29%	2020 County Health Rankings (CDC Diabetes Interactive Atlas; 2016)
<b>WIC Obesity</b>	Obesity occurrence in children 2-5 yr. enrolled in WIC	14.0%	Eau Claire City-County Health Dept. WIC program (2019)	15.7%	WI Dept. of Health Services/Division of Public Health (2019)	15.5% (children 2-19)	14.4%	CDC (Division of Nutrition, Physical Activity, and Obesity; 2018)
<b>WIC Overweight</b>	Overweight occurrence in children 2-5 yr. enrolled in WIC	17.0%	Eau Claire City-County Health Dept. WIC program (2019)	16.6%	WI Dept. of Health Services/Division of Public Health (2019)	n/a		
<b>Youth Obesity</b>	Percentage of high school students who are overweight or obese (BMI is ≥85 percentile based on CDC growth chart)			29.1%	Youth Risk Behavior Surveillance Survey (2019)	15.5% (obese)	31.6%	Youth Risk Behavior Surveillance System (2019)

<b>Oral Health Focus Area</b>								
<b>Dental Visits</b>	Percentage of high school students who saw dentist in the past 12 months	83%	Eau Claire County Youth Risk Behavior Survey (2019)	79%	Eau Claire County Youth Risk Behavior Survey (2019)	n/a		
<b>Dentists</b>	Ratio of population to dentists	1,010 to 1	2020 County Health Rankings (Area Health Resource File/National Provider Identification file; 2018)	1,460 to 1	2020 County Health Rankings (Area Health Resource File/National Provider Identification file; 2018)	n/a	1,450 to 1	2020 County Health Rankings (Area Health Resource File/National Provider Identification file; 2018)
<b>Fluoride in Public Water Supply</b>	Percentage of population on fluoridated public water system	83.7%	Wisconsin Environmental Public Health Tracking Program (2017)	86.4%	Wisconsin Environmental Public Health Tracking Program (2017)	77.1%	73.0%	CDC (Water Fluoridation Reporting System; 2018)
<b>No Recent Dental Visit</b>	Percentage of population age 2+ that did not have a dental visit in the past year	28%	2017 County Health Rankings (Wisconsin Family Health Survey; 2002, 2014 & 2015)	26%	2017 County Health Rankings (Wisconsin Family Health Survey; 2002, 2014 & 2015)	51%	56.8%	Office of Disease Prevention and Health Promotion (Medical Expenditure Panel Survey; 2014)
<b>Untreated Tooth Decay</b>	Percentage of third graders with untreated tooth decay	18% (Western Region)	WI DHS (Healthy Smiles/Healthy Growth; 2017-2018)	18%	WI DHS (Healthy Smiles/Healthy Growth; 2017-2018)	10.2% (ages 3-19)	16.2%	Office of Disease Prevention and Health Promotion (NHANES; 2013-2014)

<b>Physical Activity Focus Area</b>								
<b>Access to Exercise Opportunities</b>	Percentage of population with adequate access to location for physical activity	81%	2020 County Health Rankings (ArcGIS; 2010 & 2019)	85%	2020 County Health Rankings (ArcGIS; 2010 & 2019)	n/a	84%	2020 County Health Rankings (ArcGIS; 2010 & 2019)
<b>Device Usage</b>	Percentage of high school students who spent 3+ hours per day on a phone, Xbox, or other device on an average school day	44%	Eau Claire County Youth Risk Behavior Survey (2019)	49%	Youth Risk Behavior Surveillance System (2019)	n/a	46%	Youth Risk Behavior Surveillance System (2019)
<b>Physical Education</b>	Percentage of students not attending physical education class on 1 or more days during the school week					n/a	48%	Youth Risk Behavior Surveillance System (2019)
<b>Physical Inactivity</b>	Percentage of adults aged 20 and over reporting no leisure time physical activity	20%	2020 County Health Rankings (CDC Diabetes Interactive Atlas; 2016)	21%	2020 County Health Rankings (CDC Diabetes Interactive Atlas; 2016)	21.2%	23%	2020 County Health Rankings (CDC Diabetes Interactive Atlas; 2016)
<b>Television</b>	Percentage of students who watched TV 3+ hours on an average school day	20%	Eau Claire County Youth Risk Behavior Survey (2019)	18%	Youth Risk Behavior Surveillance System (2019)	n/a	20%	Youth Risk Behavior Surveillance System (2019)
<b>Youth Physical Activity</b>	Percentage of high school students physically active at least 60 minutes per day 5+ days (during past week)	56%	Eau Claire County Youth Risk Behavior Survey (2019)	57%	Eau Claire County Youth Risk Behavior Survey (2019)	n/a	44%	Youth Risk Behavior Surveillance System (2019)

<b>Reproductive/Sexual Health Focus Area</b>								
<b>Chlamydia Infections</b>	Number of newly diagnosed chlamydia cases per 100,000 population	483.3	2020 County Health Rankings (NCHHSTP; 2017)	478.6	2020 County Health Rankings (NCHHSTP; 2017)	n/a	524.6	2020 County Health Rankings (NCHHSTP; 2017)
<b>HIV Prevalence</b>	Number of people aged 13 years and older living with a diagnosis of human immunodeficiency virus (HIV) infection per 100,000 population	43.8	CDC NCHHSTP (Atlas Plus; 2018)	129.0	CDC NCHHSTP (Atlas Plus; 2016)	n/a	372.8	CDC NCHHSTP (Atlas Plus; 2018)
<b>Prenatal Care</b>	Percentage of births to mothers who received 1st trimester prenatal care	74.4%	DHS WISH (2017)	75.8%	DHS WISH (2017)	n/a	77.3%	DHS WISH (2017)



Measure	Definition	Eau Claire County	Source (year of Data)	Wisconsin	Source (year of Data)	Healthy People 2030 Target	National Rate	Source (year of Data)
<b>Reproductive/Sexual Health Focus Area <i>CONTINUED</i></b>								
<b>Preterm Births</b>	Percentage of births < 37 weeks gestation	8.4%	DHS WISH (2018)	9.9%	DHS WISH (2018)	9.4%	10.02%	National Vital Statistics System (2018)
<b>Teen Birth Rate</b>	Birth rate per 1,000 females age 15-19	11	2020 County Health Rankings (NVSS: 2012-2018)	17	2020 County Health Rankings (NVSS: 2012-2018)	n/a	23	2020 County Health Rankings (NVSS: 2012-2018)
<b>Youth Sexual Behavior</b>	Percentage of students who have ever had sexual intercourse	27%	Eau Claire County Youth Risk Behavior Survey (2019)	35%	Youth Risk Behavior Surveillance System (2019)	19.2% (ages 15-17)	38%	Youth Risk Behavior Surveillance System (2019)
<b>Youth Sexual Behavior</b>	Percent of high school students who did not use any method to prevent pregnancy during last sexual intercourse (among students who were currently sexually active)	6%	Eau Claire County Youth Risk Behavior Survey (2019)	12%	Youth Risk Behavior Surveillance System (2019)	n/a	12%	Youth Risk Behavior Surveillance System (2019)
<b>Substance Use Focus Area</b>								
<b>Drug Arrests</b>	Violation of laws prohibiting the production, distribution, possession, or transportation per 100,000 population	824	Wisconsin Epidemiological Profile on Alcohol and Other Drugs, 2016 (2014)	439	Wisconsin Epidemiological Profile on Alcohol and Other Drugs, 2016 (2014)	n/a	490	Wisconsin Epidemiological Profile on Alcohol and Other Drugs, 2016 (2014)
<b>Drug Hospitalizations</b>	Drug-related hospitalization rate per 100,000	340	Wisconsin Epidemiological Profile on Alcohol and Other Drugs 2016 (2013-2014)	261	Wisconsin Epidemiological Profile on Alcohol and Other Drugs, 2016 (2013-2014)	n/a		
<b>Opioid-related Hospitalizations</b>	Emergency Room visits for opioid overdoses per 100,000 population	35.1	Wisconsin Dept. of Health Services (Data Direct, Opioid Hospitalization Module; 2018)	45.5	Wisconsin Dept. of Health Services (Data Direct, Opioid Hospitalization Module; 2018)	n/a		
<b>Methamphetamines</b>	Percentage of high students who used methamphetamines one or more times during their life	2%	Eau Claire County Youth Risk Behavior Survey (2019)	2%	Youth Risk Behavior Surveillance System (2019)	n/a	2%	Youth Risk Behavioral Surveillance System (2019)
<b>Meth Overdose Deaths</b>	Rate of meth overdose deaths per 100,000	2.6	Wisconsin Dept. of Health Services (2014-2019)	1.6	Wisconsin Dept. of Health Services (2014-2019)	n/a		
<b>Marijuana</b>	Percentage of high school students who recently used marijuana (w/in past 30 days)	14%	Eau Claire County Youth Risk Behavior Survey (2019)	20%	Youth Risk Behavior Surveillance System (2019)	n/a	22%	Youth Risk Behavioral Surveillance System (2019)
<b>Prescription Abuse</b>	Percentage of high school students who ever misused prescription pain medication	9%	Eau Claire County Youth Risk Behavior Survey (2019)	11%	Youth Risk Behavioral Surveillance System (2019)	n/a	14%	Youth Risk Behavioral Surveillance System (2019)
<b>Student Drug Suspension</b>	Drug-related suspension & expulsion in public schools per 1,000 students	3.4	Wisconsin Epidemiological Profile on Alcohol and Other Drugs, 2016 (2013-2014)	3.2	Wisconsin Epidemiological Profile on Alcohol and Other Drugs, 2016 (2013-2014)	n/a		
<b>Tobacco Use &amp; Exposure Focus Area</b>								
<b>Adult Smokeless Tobacco Use</b>	Percentage of persons aged ≥18 years who reported currently using chewing tobacco, snuff, or snus (a small pouch of smokeless tobacco) every day or some days			3.1%	CDC (BRFSS; 2019)	n/a	4% (median)	CDC (BRFSS; 2019)
<b>Adult Smoking</b>	Percentage of the adult population in a county who both report that they currently smoke every day or most days and have smoked at least 100 cigarettes in their lifetime	16%	2020 County Health Rankings (BRFSS; 2017)	16%	2020 County Health Rankings (BRFSS; 2017)	5%	17%	2020 County Health Rankings (BRFSS; 2017)
<b>Smoking During Pregnancy</b>	Percentage of births where mother reports smoking during pregnancy	13%	2020 County Health Rankings (Wisconsin Interactive Statistics on Health; 2015-2018)	11%	2020 County Health Rankings (Wisconsin Interactive Statistics on Health; 2015-2018)	n/a	8.1%	CDC (Pregnancy Risk Assessment and Monitoring System; 2017)
<b>Tobacco Sales to Minors</b>	Percentage of illegal tobacco sales to minors (retailer violation rate)	5.0%	Wisconsin Wins (2019)	7.1%	Substance Abuse and Mental Health Services Administration (Annual Synar Reports; 2018)	n/a	9.6%	Substance Abuse and Mental Health Services Administration (Annual Synar Reports; 2018)
<b>Student Smokeless Tobacco Use</b>	Percentage of high school students who used smokeless tobacco (chew, etc.) during the past 30 days	5%	Eau Claire County Youth Risk Behavior Survey (2019)	3%	Youth Risk Behavioral Surveillance System (2019)	2.3%	4%	Youth Risk Behavioral Surveillance System (2019)
<b>Student Tobacco Use</b>	Percentage of high school students who smoked cigarettes on one or more of the past 30 days	5%	Eau Claire County Youth Risk Behavior Survey (2019)	6%	Youth Risk Behavioral Surveillance System (2019)	n/a	6%	Youth Risk Behavioral Surveillance System (2019)
<b>Student Vaping</b>	Percentage of high school students who ever tried e-cigarettes/vaping/juul	39%	Eau Claire County Youth Risk Behavior Survey (2019)	46%	Eau Claire County Youth Risk Behavior Survey (2019)	n/a	50%	Youth Risk Behavioral Surveillance System (2019)
<b>Student Vaping</b>	Percentage of high school students who used e-cigarettes/vape/juul in the past 30 days	18%	Eau Claire County Youth Risk Behavior Survey (2019)	21%	Eau Claire County Youth Risk Behavior Survey (2019)	10.5% (grades 6-12)	33%	Youth Risk Behavioral Surveillance System (2019)
<b>Miscellaneous Data</b>								
<b>65 and Older</b>	Percentage of the population 65 and older	15.7%	2020 County Health Rankings (U.S. Census; 2018)	17.0%	2020 County Health Rankings (U.S. Census; 2018)	n/a	15.2%	American Community Survey; 2014-2018)
<b>Below 18 Years</b>	Percentage of the population below 18 years of age	20.4%	2020 County Health Rankings (U.S. Census; 2018)	22.0%	2020 County Health Rankings (U.S. Census; 2018)	n/a	22.8%	American Community Survey; 2014-2018)
<b>Child Mortality</b>	Number of deaths among children under age 18 per 100,000 people	50.0	2020 County Health Rankings (National Center for Health Statistics; 2015-2018)	50.0	2020 County Health Rankings (National Center for Health Statistics; 2015-2018)	n/a		

Measure	Definition	Eau Claire County	Source (year of Data)	Wisconsin	Source (year of Data)	Healthy People 2030 Target	National Rate	Source (year of Data)
<b>Miscellaneous Data <i>CONTINUED</i></b>								
<b>Children Eligible for Free Lunch</b>	Percentage of children enrolled in public schools that are eligible for free school lunch	34%	2020 County Health Rankings (National Center for Education Statistics; 2017-2018)	37%	2020 County Health Rankings (National Center for Education Statistics; 2017-2018)	n/a	52.6%	National Center for Education Statistics; 2017-2018
<b>Children in Poverty</b>	Percentage of children under 18 living in poverty	13%	2020 County Health Rankings (US Census Small Area Income and Poverty Estimates; 2018)	14%	2020 County Health Rankings (US Census Small Area Income and Poverty Estimates; 2018)	n/a	18%	2020 County Health Rankings (US Census Small Area Income and Poverty Estimates; 2018)
<b>Driving Alone to Work</b>	Percentage of the workforce that drives alone to work	81%	2020 County Health Rankings (American Community Survey; 2014-2018)	81%	2020 County Health Rankings (American Community Survey; 2014-2018)	n/a	76%	2020 County Health Rankings (American Community Survey; 2014-2018)
<b>Health Care</b>	Percentage of population that did not receive needed health care in the past year	2%	2017 County Health Rankings (Family Health Survey; 2012, 2014 & 2015)	2%	2017 County Health Rankings (Family Health Survey; 2012, 2014 & 2015)	n/a		
<b>Health Care Costs</b>	Amount of price-adjusted Medicare reimbursements (Parts A & B) per enrollee	\$8,605	Dartmouth Atlas of Health Care (2017)	\$9,030	Dartmouth Atlas of Health Care (2017)	n/a	\$10,437	Dartmouth Atlas of Health Care (2017)
<b>Income Inequality</b>	Ratio of household income at the 80th percentile to income at the 20th percentile	4.4	2020 County Health Rankings (American Community Survey; 2014-2018)	4.3	2020 County Health Rankings (American Community Survey; 2014-2018)	n/a	4.9	2020 County Health Rankings (American Community Survey; 2014-2018)
<b>Local Health Department Staffing</b>	Fulltime equivalents of local health department staff per 10,000 population	5.5	Eau Claire County Public Health Profile, DHS (2015)	3.2	Wisconsin Public Health Profiles (2018)	n/a		
<b>Long Commute - Driving Alone</b>	Among workers who commute in their car alone, the percentage that commute more than 30 minutes	14%	2020 County Health Rankings (American Community Survey; 2014-2018)	27%	2020 County Health Rankings (American Community Survey; 2014-2018)	n/a	36%	2020 County Health Rankings (American Community Survey; 2014-2018)
<b>Median Household Income</b>	Median household income	\$60,100	2020 County Health Rankings (Small Area Income and Poverty Estimates program; 2018)	\$60,800	2020 County Health Rankings (Small Area Income and Poverty Estimates program; 2018)	n/a	\$61,937	Small Area Income and Poverty Estimates (2018)
<b>Not Proficient in English</b>	Percentage of population that is not proficient in English	1%	2020 County Health Rankings (American Community Survey; 2014-2018)	1%	2020 County Health Rankings (American Community Survey; 2014-2018)	n/a		
<b>Older Living Alone</b>	Percentage of people 65 years and older who live alone	31%	2020 County Health Rankings (American Community Survey; 2014-2018)	29%	2020 County Health Rankings (American Community Survey; 2014-2018)	n/a	42.8%	American Community Survey; 2014-2018
<b>Poor or Fair Health</b>	Percentage of adults self-reporting poor or fair health (age-adjusted)	13%	2020 County Health Rankings (BRFSS; 2017)	17%	2020 County Health Rankings (BRFSS; 2017)	n/a	17%	2020 County Health Rankings (BRFSS; 2017)
<b>Poor Physical Health Days</b>	Average number of physically unhealthy days self-reported in adults in past 30 days (age-adjusted)	3.4	2020 County Health Rankings (BRFSS; 2017)	3.9	2020 County Health Rankings (BRFSS; 2017)	n/a	3.8	2020 County Health Rankings (BRFSS; 2017)
<b>Population Change</b>	Percentage change in population since last decennial U.S. Census	4%	2020 County Health Rankings (DHS WISH; 2018, 2010)	2%	2020 County Health Rankings (DHS WISH; 2018, 2010)	n/a		
<b>Poverty, All Ages</b>	Percentage of population living below the Federal Poverty Line	13%	2020 County Health Rankings (Small Area Income and Poverty Estimates program; 2018)	11%	2020 County Health Rankings (Small Area Income and Poverty Estimates program; 2018)	n/a	13.1%	Small Area Income and Poverty Estimates (2018)
<b>Premature Death</b>	Years of potential life lost before age 75 per 100,000 population (age-adjusted)	6,000	2020 County Health Rankings (National Center for Health Statistics; Compressed Mortality File; 2016-2018)	6,400	2020 County Health Rankings (National Center for Health Statistics; Compressed Mortality File; 2016-2018)	n/a	6,900	2020 County Health Rankings (National Center for Health Statistics; Compressed Mortality File; 2016-2018)
<b>Preventable Hospital Stays</b>	Hospitalization rate for ambulatory-care sensitive conditions per 1,000 Medicare enrollees	5,057	2020 County Health Rankings (CMS Mapping Medicare Disparities Tool; 2017)	3,940	2020 County Health Rankings (CMS Mapping Medicare Disparities Tool; 2017)	n/a	4,535	2020 County Health Rankings (CMS Mapping Medicare Disparities Tool; 2017)
<b>Primary Care Physicians</b>	Ratio of population to primary care physicians	810 to 1	2020 County Health Rankings (Area Health Resource File/American Medical Association; 2017)	1,270 to 1	2020 County Health Rankings (Area Health Resource File/American Medical Association; 2017)	n/a	1,330 to 1	2020 County Health Rankings (Area Health Resource File/American Medical Association; 2017)
<b>Race/Ethnicity</b>	Percentage of population that is African American, Asian, American Indian or Alaskan Native, or Hispanic	8.8%	2020 County Health Rankings (Census Bureau's Populations Estimates Program; 2018)	17.6%	2020 County Health Rankings (Census Bureau's Populations Estimates Program; 2018)	n/a		
<b>Rural</b>	Percentage of population living in a rural area	23.0%	2020 County Health Rankings (US Census Bureau Population Estimates Program; 2010)	29.8%	2020 County Health Rankings (US Census Bureau Population Estimates Program; 2010)	n/a	19.3%	2020 County Health Rankings (US Census Bureau estimates; 2010)
<b>Severe Housing Problems</b>	Percentage of households with at least 1 of 4 housing problems: overcrowding, high housing costs, or lack of kitchen or plumbing facilities	14%	2020 County Health Rankings (Comprehensive Housing Affordability Strategy data; 2012-2016)	14%	2020 County Health Rankings (Comprehensive Housing Affordability Strategy data; 2012-2016)	n/a	18%	2020 County Health Rankings (Comprehensive Housing Affordability Strategy data; 2012-2016)
<b>Social Associations</b>	Number of membership associations per 10,000 population	12.4	<a href="https://www.countyhealthrankings.org/app/wisconsin/2020/measures/factors/140/data">https://www.countyhealthrankings.org/app/wisconsin/2020/measures/factors/140/data</a>	11.6	2020 County Health Rankings (County Business Patterns; 2017)	n/a	9.3	2020 County Health Rankings (County Business Patterns; 2017)
<b>Unemployment</b>	% of population age 16+ unemployed but seeking work	2.6%	2020 County Health Rankings (Bureau of Labor Statistics; 2018)	3.0%	2020 County Health Rankings (Bureau of Labor Statistics; 2018)	n/a	3.9%	2020 County Health Rankings (Bureau of Labor Statistics; 2018)
<b>Uninsured Children</b>	Percentage of children under age 19 without health insurance	4%	2020 County Health Rankings (US Census Bureau's Small Area Health Insurance Estimates; 2017)	4%	2020 County Health Rankings (US Census Bureau's Small Area Health Insurance Estimates; 2017)	n/a		

Measure	Definition	Eau Claire County	Source (year of Data)	Wisconsin	Source (year of Data)	Healthy People 2030 Target	National Rate	Source (year of Data)
Miscellaneous Data <i>CONTINUED</i>								
<b>Uninsured under Age 65</b>	Percentage of population under age 65 that has no health insurance coverage	6%	2020 County Health Rankings (US Census Bureau's Small Area Health Insurance Estimates; 2017)	6%	2020 County Health Rankings (US Census Bureau's Small Area Health Insurance Estimates; 2017)	7.9%	10%	2020 County Health Rankings (US Census Bureau's Small Area Health Insurance Estimates; 2017)
<b>W2 Enrollment</b>	Count of Individuals enrolled in W-2 (Wisconsin Works) on the last working day of the month	53	2020 County Health Rankings (Wisconsin Works; 2018)	7,505	2020 County Health Rankings (Wisconsin Works; 2018)	n/a		

*THIS PAGE WAS  
INTENTIONALLY LEFT  
BLANK*

# Addressing the Needs of the Community

## Identified Health Needs



After completing an extensive analysis of the Eau Claire County Community Health Assessment data and County Health Rankings, the top community health needs identified as Mayo Clinic Health System in Eau Claire priorities are:

1. Mental health
2. Substance abuse and alcohol misuse
3. Chronic disease prevention and obesity

The CHNA committee believed it was vital to address these priorities and that MCHS should be addressing them. Given the interrelated nature of some of the health topics and related interventions, it was agreed to combine obesity with chronic disease and substance abuse with alcohol misuse. The committee agreed that working on each of these three focus areas will allow for widespread impact on population health.

To effectively measure impact and based on our area of expertise and availability of resources, Mayo Clinic Health System has selected the top three health priorities that were identified as significant needs in Eau Claire County to focus our efforts on – Mental Health, Substance Abuse and Alcohol Misuse and Chronic Disease and Obesity (including but not limited to nutrition and food insecurity). Additionally, the interconnectedness of various health issues, as recognized by participants in the CHNA process, is expected to produce additional benefits in other health areas examined during the assessment.

## Identified Health Need

### Mental Health

This focus area refers to the services and support needed to address how we think, act and feel as we cope with life. Mental health is essential for personal well-being, caring for family and interpersonal relationships, and meaningful contributions to society. Mental health conditions may include, but are not limited to, depression, anxiety, and post-traumatic stress disorder.

Good mental health allows us to form positive relationships, use our abilities to reach our potential and deal with life's challenges. Mental illnesses are medical conditions that impair a person's thinking, mood, ability to relate to others and ability to cope with the daily demands of life.

Mental illnesses often are associated with physical health problems and risk factors, such as smoking, physical inactivity, obesity, and substance abuse: factors that can lead to chronic disease, injury, and disability.

### In Eau Claire County:

- Over 72% of CHNA survey respondents feel mental health is a moderate or major problem in the community.
- Eighty-three percent of those do not feel comfortable seeking mental health services.
- Access to services for mental health treatment is a barrier for 76% of survey respondents.
- Seventy-three percent of survey respondents feel affordable mental health treatment is not available.
- The suicide rate per 100,000 people in Eau Claire County was 18.8% compared to the U.S. average of 14%.

## Identified Health Need

### Substance Use and Alcohol Misuse

Substance use is defined as the use of and negative effects from mood-altering substances (such as marijuana or heroin) or misuse of prescription drugs. Across the U.S. and in Wisconsin, there has been a surge in the use of prescription drugs for nonmedical purposes. The misuse of these substances is most prevalent among young adults. From 2018-2020 the count of opioid-related deaths in Wisconsin increased by 46.2%.

Alcohol misuse is defined as underage alcohol consumption, consumption during pregnancy, binge drinking (four or more drinks per occasion for women, five or more for men), and heavy drinking (one or more drinks per daily average for women, two or more for men).

### **In Eau Claire County:**

- Substance and alcohol misuse use is a moderate or major problem in the community, according to 72% of respondents
- Substances and alcohol are easily available.
- According to the 2019 Youth Risk Behavior Survey, 25% of high school students in Eau Claire County reported drinking alcohol in the past 30 days compared to a 6.3% Healthy People 2030 target.
- Approximately 14% of high schoolers in the county reported using marijuana in the last month.

### **Identified Health Need**

#### Chronic Disease Prevention & Management (with emphasis on obesity)

According to the CDC National Center for Chronic Disease and Health Promotion, chronic disease prevention and management typically focus on behavioral interventions such as healthy eating, increased physical activity and cessation of unhealthy practices such as tobacco and alcohol use. In many cases, obesity is a contributing factor for preventing and maintaining chronic diseases, especially heart disease and diabetes. Prevention is not always possible, so it is important that effective management is also part of the health care system.

Although chronic diseases usually become clinically apparent in adulthood, the exposures and risk factors that precede disease onset occurs at every stage of life. Childhood and adolescence are critical times to deliver and reinforce health education messages.

Chronic diseases, such as heart disease, stroke, cancer, diabetes, asthma, and arthritis, are among the most common and costly of all health problems in the U.S. Currently, six in ten Americans live with at least one chronic disease. Maintaining a healthy weight is important for reducing the risk of developing chronic conditions that may have a major impact on quality of life. Healthy weight management promotes good mental health, healthy nutrition, physical activity, and a longer life.

### **In Eau Claire County:**

- Healthy lifestyle choices and managing risk factors are not the easy or desirable option.
- Health care or personal practices for healthy weight management are not the easy or desirable options.
- People do not understand the importance of chronic disease prevention and management.
- Physical activity choices (gyms, equipment, organized sports, etc.) are not affordable.



**Appendix IV:**

**Community  
Assets  
Inventory**



# RESOURCE DIRECTORIES

## SERVICE NAME

## CONTACT INFO

## DESCRIPTION

**Aunt Bertha**

[www.findhelp.org](http://www.findhelp.org)

A free and easy-to-use resource that helps connect individuals in the community to free and reduced-cost programs and services. Search by zip code to find local resources.

**Great Rivers 2-1-1**

(800) 362-8255  
[www.greatrivers211.org](http://www.greatrivers211.org)

Provides offers free, confidential community information and referrals 24 hours/day. Also offers a 24/7 Crisis Hotline.

**Note:** Resources specific to the top five health area priorities identified through the Community Health Assessment process are listed on the following pages. While not comprehensive, these listings provide a glimpse into local organizations and services that may be used to help improve community health in Eau Claire County.

# MENTAL HEALTH SERVICES

SERVICE NAME	CONTACT INFO	DESCRIPTION
<b>A Better Life Counseling</b>	1101 W Clairemont Ave. Eau Claire, WI, WI 54701 (715) 835-5110	A private therapy practice offering conjoint, family, group, individual, and peer counseling.
<b>Aging and Disability Resource Center (ADRC) - Eau Claire County</b>	721 Oxford Ave. Eau Claire, WI 54703 (715) 839-4886 <a href="mailto:adrc@co.eau-claire.wi.us">adrc@co.eau-claire.wi.us</a>	Assists people age 60+, adults with disabilities, and their care givers to secure needed services or benefits .
<b>Alzheimer's Association of Greater Wisconsin- Chippewa Valley Outreach Office</b>	404 1/2 N. Bridge Street Chippewa Falls, WI 54729 (715) 861-6174 <a href="http://www.alz.org/gwwi">www.alz.org/gwwi</a>	Provides information, consultation, and emotional support for persons with Alzheimer's, their families, caregivers, and the general public.
<b>Apple Pregnancy Care Center</b>	2600 Stein Blvd. Eau Claire, WI 54701 (715) 834-7734 <a href="http://www.friendsofapple.org">www.friendsofapple.org</a>	Provides education and support to women, men, and families facing unplanned pregnancies. Also offers post-abortion counseling.
<b>Big Brothers Big Sisters of Northwestern Wisconsin</b>	424 Galloway Street Eau Claire, WI 54703 (715) 835-0161 <a href="https://www.bbbsnw.org/">https://www.bbbsnw.org/</a>	Creates and supports one-on-one mentoring relationships for youth facing adversity, including those living in single parent homes, growing up in poverty, and coping with parental incarceration.
<b>Bolton Refuge House</b>	807 S. Farwell St. Eau Claire, WI 54701 (715) 834-9578 <a href="http://www.boltonrefuge.org">www.boltonrefuge.org</a>	Provides advocacy and support services to victim of domestic violence, intimate partner violence, dating violence, sexual assault and stalking throughout the life span. All services are confidential and at no cost to the individual.
<b>Caillier Clinic</b>	505 S. Dewey St. Eau Claire, WI 54701 (715) 836-0064 <a href="http://www.caillierclinic.com">www.caillierclinic.com</a>	Clinic offers mental health and addiction services for all ages.
<b>Children's Hospital of Wisconsin - Community Services</b>	2004 Highland Ave., Suite M Eau Claire, WI 54701 (715) 835-5915 <a href="http://www.childrenswi.org">www.childrenswi.org</a>	Individual and family counseling for children and adolescents who need help with traumatic experiences, family changes, mood management, behaviors at home or school, and other issues.
<b>Chippewa Valley Free Clinic</b>	1030 Oak Ridge Drive Eau Claire, WI 54701 (715) 839-8477 <a href="http://www.cvfreesclinic.org">www.cvfreesclinic.org</a>	Provides help with chronic conditions, including depression. Holds a Mental Health Clinic on the 2nd and 4th Thursday evenings of the month (by appointment only). Serves uninsured and under-insured individuals.

# MENTAL HEALTH SERVICES

SERVICE NAME	CONTACT INFO	DESCRIPTION
<b>Chippewa Valley VA Clinic</b>	475 Chippewa Mall Drive, Suite 418 Chippewa Falls, WI 54729 (715) 720-3780	Provides mental health services with on-site staff and telemedicine capability linked to providers in Minneapolis. Must be enrolled in the Minneapolis VA Health Care System to receive treatment at this clinic.
<b>Clearwater Counseling &amp; Personal Growth Center</b>	2519 N. Hillcrest Pkwy Altoona, WI 54720 (715) 832-4060 <a href="http://www.clearwatercounseling.com">www.clearwatercounseling.com</a>	Provides mental health evaluation services for anxiety disorders, depression screening and conjoint, family, and individual counseling for all counseling issues
<b>Clinic for Christian Counseling</b>	505 S. Dewey St. Eau Claire, WI 54701 (715) 832-1678 <a href="http://www.cccwi.org">www.cccwi.org</a>	Outpatient practice offering faith-based conjoint, family, group, and individual counseling settings.
<b>Compassionate Heart Christian Counseling</b>	4714B Commerce Valley Rd., Eau Claire (715) 895-8534 <a href="mailto:amy@eauclaire-counseling.com">amy@eauclaire-counseling.com</a>	Serves children, adults, couples, and families with mental health concerns.
<b>Diana Stafford</b>	Eau Claire, WI (715) 829-0391 <a href="mailto:Wilcy11@gmail.com">Wilcy11@gmail.com</a>	Services include psychotherapy and yoga/meditation. Specialties include trauma.
<b>Dr. Stress &amp; Associates</b>	5840 Arndt Rd. Eau Claire, WI 54701 (715) 833-7111 <a href="http://www.drstressassociates.com">www.drstressassociates.com</a>	Provides a private therapy/family counseling practice offering conjoint, family, and individual counseling settings.
<b>Eau Claire Academy - Clinicare Corporation</b>	550 N. Dewey St., Eau Claire, WI 54702 (715) 834-6681	Provides therapeutic, residential services to youth ages 10 through 17 with emotional and psychiatric disorders, behavioral disturbances, and dual diagnosis with drug or alcohol abuse.
<b>Eau Claire County Department of Human Services – Behavioral Health Clinic</b>	721 Oxford Ave. Eau Claire, WI 54703 (715) 839-2300 <a href="mailto:HumanServices.Access@co.eauclaire.wi.us">HumanServices.Access@co.eauclaire.wi.us</a>	Provides counseling, medication management, and prevention services to Eau Claire County residents with no insurance or immediate access to mental health and/or substance use services.
<b>Eau County Department of Human Services – Community Support Program</b>	721 Oxford Ave. Eau Claire, WI 54703 (715) 839-2300 <a href="mailto:HumanServices.Access@co.eauclaire.wi.us">HumanServices.Access@co.eauclaire.wi.us</a>	Provides case management, crisis intervention, medication management, skill development, and client/family education to adult Eau Claire County residents who meet functional and financial criteria.
<b>Eau Claire County Department of Human Services – Comprehensive Community Services</b>	721 Oxford Ave. Eau Claire, WI 54703 (715) 839-2300 <a href="mailto:HumanServices.Access@co.eauclaire.wi.us">HumanServices.Access@co.eauclaire.wi.us</a>	Provides service facilitation, develops goal plan, identifies service needs, contracts for services, and works to improve health, wellness, and quality of life. Open to Eau Claire County residents of any age with a diagnosed mental health or substance use disorder who meet program criteria.

# MENTAL HEALTH SERVICES

## SERVICE NAME

## CONTACT INFO

## DESCRIPTION

**Eau Claire Healthy Communities  
–Mental Health Action Team**

[www.echealthycommunities.org](http://www.echealthycommunities.org)  
[HealthyCommunities@co.eau-claire.wi.us](mailto:HealthyCommunities@co.eau-claire.wi.us)

Community coalition that promotes the importance of self-care and the acceptance and understanding of those struggling with mental health difficulties and encourages a culture of compassion and support.

**Family Resource Center**

4800 Golf Rd. Suite 450  
Eau Claire, WI 54701  
(715) 839-8070  
[www.frcec.org](http://www.frcec.org)

Provides programs and services that build family strength through prevention, education, support and networking in collaboration with other resources in the community.

**Family Therapy Associates**

3610 Oakwood Mall Dr., Suite 104  
Eau Claire, WI 54701  
(715) 246-4840

Provides behavioral health services to children, adolescents, adults, and families.

**Hmong Mutual Assistance  
Association**

423 Wisconsin Street  
Eau Claire, WI 54703  
(715) 832-8420

Provides support for healthy mental, emotional, and physical development for Hmong families.

**L.E. Phillips Senior Center**

1616 Bellinger St  
Eau Claire, WI 54703  
(715) 839-4909

Offers services and programs to enhance physical, mental, and social wellbeing of people ages 55 and over.

**Marriage & Family Health  
Services**

2925 Mondovi Rd. Eau Claire, WI 54701  
(715) 832-0238  
[www.marriageandfamilyhealthservices.com](http://www.marriageandfamilyhealthservices.com)

Family counseling agency providing therapy for individuals, couples, families, and peer counseling.

**Marshfield Clinic - Eau Claire  
Center**

2102 Craig Rd.  
Eau Claire, WI 54701  
(715) 858-4850

Provides conjoint, family, group, and individual counseling settings offering comprehensive mental health treatments.

**Mayo Clinic Health System -  
Eau Claire**

1221 Whipple St., Eau Claire, WI 54702  
(715) 838-3311

Provides behavioral health services for people of all ages.

**Mosaic Counseling**

3430 Oakwood Mall Drive, Suite 200  
Eau Claire, WI 54701  
(715) 514-0455  
[www.mosaicprofessionalcounseling.com](http://www.mosaicprofessionalcounseling.com)

Provides counseling to children, adolescents, adults, couples, and families.

**NAMI - Chippewa Valley**

Banbury Place | Omni Office Center  
Building #2D, Suite 420F  
800 Wisconsin St.  
Eau Claire, WI 54703  
(715) 450-6484  
[www.namicv.org](http://www.namicv.org)

Provides education, advocacy, and support to families and individuals living with a mental illness.

# MENTAL HEALTH SERVICES

SERVICE NAME	CONTACT INFO	DESCRIPTION
<b>Northwest Connections</b>	888-552-6642 (Crisis Line)	Provides emergency mental health services to Eau Claire County residents (via contract with the Department of Human Services).
<b>Prevea Behavioral Care</b>	2119 Heights Drive, Eau Claire, WI 54701 (715) 717-5899	Provides psychiatric and substance abuse services for adolescents and adults.
<b>Riverside Counseling Clinic</b>	130 S. Barstow St. Eau Claire, WI 54701 (715) 833-7600 <a href="mailto:riversidecounselingclinic@gmail.com">riversidecounselingclinic@gmail.com</a>	A private therapy practice offering conjoint, family, and individual counseling, as well as mental health evaluation services.
<b>Sacred Heart Hospital</b>	900 W. Clairemont Ave., Eau Claire, WI 54701 (715) 717-4272	Provides a short-term inpatient psychiatric unit serving all ages.
<b>The Healing Place</b>	1010 Oakridge Dr. Eau Claire, WI 54701 (715) 717-6028	Provides support services and short-term counseling, classes, and workshops for people coping with life transitions.
<b>University of Wisconsin –Eau Claire Counseling Services</b>	University of WI—Eau Claire Old Library 2122 Eau Claire, WI 54701 (715) 836-5521	Offers counseling and support for UWEC students and staff.
<b>Vantage Point Clinic &amp; Assessment Center</b>	2005 Highland Ave. Eau Claire, WI 54701 (715) 832-5454 <a href="http://www.vantagepointclinic.com">www.vantagepointclinic.com</a>	Provides counseling services to children, adolescents, adults, couples, and families with behavioral health concerns.
<b>Vivent Health</b>	505 S. Dewey Street Eau Claire, WI 54701 (715) 836-7710 <a href="http://www.viventhealth.org/locations/eau-claire/">www.viventhealth.org/locations/eau-claire/</a>	Provides mental health services for individuals who are HIV positive or have AIDS.
<b>Wellness Shack</b>	505 S Dewey St. Suite 101 Eau Claire WI 54701 (715) 855-7705 <a href="http://www.wellnessshack.org">www.wellnessshack.org</a>	Peer-run mental health recovery center for people who live with severe or persistent mental health disorders. Offers individual and group peer support, education, advocacy, and socialization.
<b>Western WI Regional Center for Children and Youth with Special Health Care Needs</b>	711 N. Bridge St. Chippewa Falls, WI 54729 (715) 726-7907	Supports and provides information for families through a statewide coordinated system of information, referral and follow-up, parent-to-parent support, and service coordination.

# ALCOHOL MISUSE SERVICES

SERVICE NAME	CONTACT INFO	DESCRIPTION
<b>Aging and Disability Resource Center (ADRC) - Eau Claire County</b>	721 Oxford Ave. Eau Claire, WI 54703 (715) 839-4886 <a href="mailto:adrc@co.eau-claire.wi.us">adrc@co.eau-claire.wi.us</a>	Assists people age 60+, adults with disabilities, and their care givers to secure needed services or benefits .
<b>Al-Anon</b>	2926 Pomona Dr. Eau Claire, WI 54701 (715) 833-1878 <a href="http://www.area6lafg.org">www.area6lafg.org</a>	Twelve-step support group for families of alcoholics.
<b>Alcoholics Anonymous</b>	202 Graham Ave. Eau Claire, WI 54701 (715) 832-3234 <a href="http://www.aainwestwis.org">www.aainwestwis.org</a>	Maintains a 24-hour hotline for assistance, sponsors workshops and social gatherings for supporting individuals that abuse alcohol. Provides 12-step support groups for alcoholics.
<b>Caillier Clinic</b>	505 S. Dewey St. Eau Claire, WI 54701 (715) 836-0064 <a href="http://www.caillierclinic.com">www.caillierclinic.com</a>	Clinic offers mental health and addiction services for all ages.
<b>Eau Claire Academy - Clinicare Corporation</b>	550 N. Dewey St., Eau Claire, WI 54702 (715) 834-6681	Provides therapeutic, residential services to youth ages 10 through 17 with emotional and psychiatric disorders, behavioral disturbances, and dual diagnosis with drug or alcohol abuse.
<b>Eau Claire County - Alliance for Substance Abuse</b>	<a href="mailto:asapeauclaire@gmail.com">asapeauclaire@gmail.com</a> (715) 839-4718 <a href="http://www.getinvolvedasap.org">www.getinvolvedasap.org</a>	Community-based coalition group that provides/develops substance abuse prevention programs and treatments.
<b>Eau Claire County Department of Human Services – Behavioral Health Clinic</b>	721 Oxford Ave. Eau Claire, WI 54703 (715) 839-2300 <a href="mailto:HumanServices.Access@co.eauclaire.wi.us">HumanServices.Access@co.eauclaire.wi.us</a>	Provides counseling, medication management, and prevention services to Eau Claire County residents with no insurance or immediate access to mental health and/or substance use services.
<b>Eau Claire County Department of Human Services – Comprehensive Community Services</b>	721 Oxford Ave. Eau Claire, WI 54703 (715) 839-2300 <a href="mailto:HumanServices.Access@co.eauclaire.wi.us">HumanServices.Access@co.eauclaire.wi.us</a>	Provides service facilitation, develops goal plan, identifies service needs, contracts for services, and works to improve health, wellness, and quality of life. Open to Eau Claire County residents of any age with a diagnosed mental health or substance use disorder who meet program criteria.
<b>Eau Claire Healthy Communities –High Risk Drinking Prevention Action Team</b>	<a href="http://www.echealthycommunities.org">www.echealthycommunities.org</a> <a href="mailto:HealthyCommunities@co.eau-claire.wi.us">HealthyCommunities@co.eau-claire.wi.us</a>	Community coalition focusing on promoting low-risk drinking behaviors and creating a positive change in the community drinking culture.

# ALCOHOL MISUSE SERVICES

SERVICE NAME	CONTACT INFO	DESCRIPTION
<b>Family Therapy Associates</b>	3610 Oakwood Mall Dr., Suite 104 Eau Claire, WI 54701 (715) 246-4840	Provides behavioral health services to children, adolescents, adults, and families.
<b>Hope Gospel Mission</b>	2650 Mercantile Dr. Eau Claire, WI (715) 552-5566 <a href="http://www.hopegospelmission.org">www.hopegospelmission.org</a>	Faith-based organization that serves the lost, homeless, hungry, hurting, abused, and addicted men and women of western Wisconsin. Home to the Hope Renewal Center for Women and Children program.
<b>Lutheran Social Services – Affinity House</b>	3042 Kilbourne Ave. Eau Claire, WI 54703 (715) 833-0436 <a href="mailto:anita.kuster@lsswis.org">anita.kuster@lsswis.org</a>	Contracted by the WI Department of Corrections to provide residential treatment to adult women with a desire to live sober.
<b>Lutheran Social Services – Chippewa Area Recovery Resource</b>	Eau Claire, WI (715) 855-1373	Addiction treatment program provides evidence-based substance abuse treatment service. Includes assessments, intensive outpatient treatment, continuing care services, and trauma treatment.
<b>Lutheran Social Services – Fahrman Center</b>	3136 Craig Rd. Eau Claire, WI 54701 (715) 835-9110	Provides residential and transitional (halfway house) services to adults with substance use disorders.
<b>Marshfield Clinic - Eau Claire Center</b>	2102 Craig Rd. Eau Claire, WI 54701 (715) 858-4850	Provides conjoint, family, group, and individual counseling settings offering comprehensive mental health treatments.
<b>Mayo Clinic Health System - Eau Claire</b>	1221 Whipple St., Eau Claire, WI 54702 (715) 838-3311	Provides behavioral health services for people of all ages.
<b>Prevea Behavioral Care</b>	2119 Heights Drive, Eau Claire, WI 54701 (715) 717-5899	Provides psychiatric and substance abuse services for adolescents and adults.
<b>Vantage Point Clinic &amp; Assessment Center</b>	2005 Highland Ave. Eau Claire, WI 54701 (715) 832-5454 <a href="http://www.vantagepointclinic.com">www.vantagepointclinic.com</a>	Provides counseling services to children, adolescents, adults, couples, and families with behavioral health concerns.
<b>Vivent Health</b>	505 S. Dewey Street Eau Claire, WI 54701 (715) 836-7710 <a href="http://www.viventhealth.org/locations/eau-claire/">www.viventhealth.org/locations/eau-claire/</a>	Provides alcohol and drug treatment services for individuals who are HIV positive or have AIDS.

# DRUG USE SERVICES

SERVICE NAME	CONTACT INFO	DESCRIPTION
<b>Aging and Disability Resource Center (ADRC) - Eau Claire County</b>	721 Oxford Ave. Eau Claire, WI 54703 (715) 839-4886 <a href="mailto:adrc@co.eau-claire.wi.us">adrc@co.eau-claire.wi.us</a>	Assists people age 60+, adults with disabilities, and their care givers to secure needed services or benefits .
<b>Alliance for Substance Abuse Prevention</b>	(715) 839-4718 <a href="http://www.GetInvolvedASAP.org">www.GetInvolvedASAP.org</a>	The Alliance brings community volunteers and other groups together, helping to coordinate and support county-wide efforts, all working toward the common goal of substance abuse prevention and treatment in our community.
<b>Caillier Clinic</b>	505 S. Dewey St. Eau Claire, WI 54701 (715) 836-0064 <a href="http://www.caillierclinic.com">www.caillierclinic.com</a>	Clinic offers mental health and addiction services for all ages.
<b>Community Counseling Services</b>	16947 Cty Hwy X Chippewa Falls, WI 54729 <a href="mailto:communitycounselingservices@gmail.com">communitycounselingservices@gmail.com</a>	Provides educational program for individuals with legal or personal problems related to the misuse of alcohol or other drugs.
<b>Eau Claire Comprehensive Treatment Center</b>	3440 Oakwood Hills Pkwy Eau Claire, WI 54701 (715) 802-2260	Provides medication-assisted treatment (MAT) and therapy to adults with opioid use disorders.
<b>Eau Claire County Department of Human Services – Behavioral Health Clinic</b>	721 Oxford Ave. Eau Claire, WI 54703 (715) 839-2300 <a href="mailto:HumanServices.Access@co.eauclaire.wi.us">HumanServices.Access@co.eauclaire.wi.us</a>	Provides counseling, medication management, and prevention services to Eau Claire County residents with no insurance or immediate access to mental health and/or substance use services.
<b>Eau Claire County Department of Human Services – Comprehensive Community Services</b>	721 Oxford Ave. Eau Claire, WI 54703 (715) 839-2300 <a href="mailto:HumanServices.Access@co.eauclaire.wi.us">HumanServices.Access@co.eauclaire.wi.us</a>	Provides service facilitation, develops goal plan, identifies service needs, contracts for services, and works to improve health, wellness, and quality of life. Open to Eau Claire County residents of any age with a diagnosed mental health or substance use disorder who meet program criteria.
<b>Family Therapy Associates</b>	3610 Oakwood Mall Dr., Suite 104 Eau Claire, WI 54701 (715) 246-4840	Provides behavioral health services to children, adolescents, adults, and families.
<b>Hope Gospel Mission</b>	2650 Mercantile Dr. Eau Claire, WI (715) 552-5566 <a href="http://www.hopegospelmission.org">www.hopegospelmission.org</a>	Faith-based organization that serves the lost, homeless, hungry, hurting, abused, and addicted men and women of western Wisconsin. Home to the Hope Renewal Center for Women and Children program.



# DRUG USE SERVICES

SERVICE NAME	CONTACT INFO	DESCRIPTION
<b>L.E. Phillips Libertas Center</b>	2661 County Hwy I Chippewa Falls, WI 54729 <a href="http://www.libertascenter.org">www.libertascenter.org</a>	Provides inpatient detox and residential treatment for substance use disorders.
<b>Lutheran Social Services – Chippewa Area Recovery Resource</b>	Eau Claire, WI (715) 855-1373	Addiction treatment program provides evidence-based substance abuse treatment service. Includes assessments, intensive outpatient treatment, continuing care services, and trauma treatment.
<b>Lutheran Social Services – Fahrman Center</b>	3136 Craig Rd. Eau Claire, WI 54701 (715) 835-9110	Provides residential and transitional (halfway house) services to adults with substance use disorders.
<b>Mayo Clinic Health System - Eau Claire</b>	1221 Whipple St., Eau Claire, WI 54702 (715) 838-3311	Provides behavioral health services for people of all ages.
<b>Prevea Behavioral Care</b>	2119 Heights Drive, Eau Claire, WI 54701 (715) 717-5899	Provides psychiatric and substance abuse services for adolescents and adults.
<b>Vantage Point Clinic &amp; Assessment Center</b>	2005 Highland Ave. Eau Claire, WI 54701 (715) 832-5454 <a href="http://www.vantagepointclinic.com">www.vantagepointclinic.com</a>	Provides counseling services to children, adolescents, adults, couples, and families with behavioral health concerns.
<b>Vivent Health</b>	505 S. Dewey Street Eau Claire, WI 54701 (715) 836-7710 <a href="http://www.viventhealth.org/locations/eau-claire/">www.viventhealth.org/locations/eau-claire/</a>	Provides alcohol and drug treatment services for individuals who are HIV positive or have AIDS.

# OBESITY RESOURCES

SERVICE NAME	CONTACT INFO	DESCRIPTION
<b>Chippewa Valley Free Clinic</b>	1030 Oak Ridge Drive Eau Claire, WI 54701 (715) 839-8477 <a href="http://www.cvfreeclinic.org">www.cvfreeclinic.org</a>	Primary care clinic that serves individuals who are uninsured or under-insured, provides health maintenance, and helps people manage chronic conditions. Offers "Healthier You," a no-cost weight management program.
<b>Curves</b>	1417 S Hastings Way Ste. B Eau Claire, WI 54701 (715) 552-8783 <a href="http://www.curves.com">www.curves.com</a>	Specializes in women's fitness. Also offers Nutrition and Weight Management Program.
<b>Eau Claire Medical Clinic (OakLeaf)</b>	3802 W. Oakwood Mall Dr. Eau Claire, WI 54701 (715) 839-9280	Provides nutritional services to help with healthy weight management.
<b>Highland Fitness</b>	2221 EastRidge Center Eau Claire, WI 54701 (715) 833-2100	Results Weight Loss program includes nutritional plans, personal training, and weight loss coaching.
<b>Jenny Craig</b>	3198 London Rd. Eau Claire, WI 54701 (715) 552-8783 <a href="http://www.jennycraig.com">www.jennycraig.com</a>	Personalized approach to weight loss with menu plans that teach portion control and a healthy, balanced approach to living.
<b>Livea</b>	4112 Oakwood Hills Pkwy. Ste. 200 Eau Claire, WI 54701 (715) 598-3622 <a href="http://www.livea.com">www.livea.com</a>	Weight loss center provides ongoing, individualized support to help achieve and maintain weight loss.
<b>Marshfield Clinic – Oakwood Center</b>	3501 Golf Rd. Eau Claire, WI 54701 (715) 858-4200	Primary care center includes nutrition services.
<b>Mayo Clinic Health System</b>	733 W. Clairemont Ave., Eau Claire, WI 54701 (715) 838-6594	Offers a variety of weight management services, including The Mayo Clinic Diet.
<b>OPTAVIA (formerly Medifast)</b>	4112 Oakwood Hills Pkwy. Ste. 200 Eau Claire, WI 54701 (715) 602-0614 <a href="http://www.medifast1.com">www.medifast1.com</a>	Provides plans, products, and coaching to support personal health and wellness goals.
<b>Physicians Weight Loss Centers</b>	3040 Meadowlark Lane #1 Altoona, WI 54720 (715) 830-9355	Medically supervised programs help individuals lose weight safely and effectively.

# OBESITY RESOURCES

## SERVICE NAME

## CONTACT INFO

## DESCRIPTION

Prevea Health

3085 Meadowlark Lane, Suite 20,  
Altoona, WI 54720  
(888) 277-3832

Offers Ideal Weigh weight loss program.

Stucky Chiropractic Center

2105 E. Clairemont Ave.  
Eau Claire, WI 54701  
(715) 835-9514

Provides the Ideal Protein Weight Loss System.

Weight Watchers

2917 Mall Dr.  
Eau Claire, WI 54701  
(800) 651-6000

Provides personal assessment, action plan, and support to help with weight loss.

YMCA of the Chippewa Valley

700 Graham Ave  
Eau Claire, WI 54701  
(715) 836-8460  
[www.ymca-cv.org](http://www.ymca-cv.org)

Offers numerous programs, classes, and fitness opportunities.

# HEALTHY NUTRITION RESOURCES

SERVICE NAME	CONTACT INFO	DESCRIPTION
<b>Aging and Disability Resource Center (ADRC)</b>	721 Oxford Ave. Eau Claire, WI 54703 (715) 839-4886 <a href="mailto:adrc@co.eau-claire.wi.us">adrc@co.eau-claire.wi.us</a>	Assists people age 60+, adults with disabilities, and their caregivers to secure needed services or benefits. Offers senior nutrition services, including Meals on Wheels.
<b>Eau Claire Area Hmong Mutual Assistance Association</b>	1320 W. Clairemont Ave. Eau Claire, WI 54701 (715) 832-8420 <a href="http://www.ecahmaa.org">www.ecahmaa.org</a>	Rice pantry and food shelf.
<b>Eau Claire City-County Health Department – Women, Infants, and Children (WIC)</b>	720 2nd Ave. Eau Claire, WI 54703 (715) 839-5051	Provides healthy food, nutrition education, breastfeeding support, and access to other services to pregnant and breastfeeding women, infants, and children under 5 years of age.
<b>Feed My People</b>	2610 Alpine Rd. Eau Claire, WI 54703 (715) 835-9415 <a href="http://www.fmpfoodbank.org">www.fmpfoodbank.org</a>	Food bank partners with 200+ hunger relief programs to distribute food to individuals facing food insecurity. Helps individuals fill out FoodShare application. List of food distribution sites can be found on website.
<b>Great Rivers Income Maintenance Consortium (Eau Claire County)</b>	721 Oxford Ave., Suite 1001 Eau Claire, WI 54703 (715) 839-2300 (888) 283-0012	Administers public assistance programs, including FoodShare applications.
<b>The Community Table</b>	320 Putnam St. P.O. Box 1903 Eau Claire, WI 54703 (715) 835-4977 <a href="http://www.thecommunitytable.org">www.thecommunitytable.org</a>	Provides daily meals at no charge and with no questions asked in a safe and welcoming environment. Educates the public on the issue of hunger.
<b>The Salvation Army</b>	2211 S Hastings Way Eau Claire, WI 54701 (715) 834-1224	Provides some food as well as personal care products.

# Evaluation of Prior CHNA and Implementation Strategy

## Impact of 2019-2022 Implementation



The 2019 Community Health Needs Assessment final report for Mayo Clinic Health System - Eau Claire has been posted on the Mayo Clinic Health System Community Engagement internet page for public review and comment. No written comments have been received.

Prioritized needs & objectives per the 2019 Implementation Plan:

**Mental Health** – Increase strong, healthy social connections among residents across all life stages to promote mental wellness.

**Substance Abuse & Alcohol Misuse** – Reduce substance abuse by providing education and advocacy around substance abuse in the community.

**Chronic Disease & Obesity** – Reduce chronic disease by promoting health and wellness lifestyle choices in the community.

### COVID-19 emerged as the leading community health priority in 2020

In February 2020, the COVID-19 virus became a pandemic throughout the U.S. and within Eau Claire County. Mayo Clinic responded to this challenge in a multitude of ways to protect the health of its local and regional communities as well as contributing to the national and global response, including:

- Restructuring patient care services to ensure capacity for intensive care for community needs. This required significant interruptions to normal operations as non-emergency care services were deferred to increase COVID19 response capacity.

- Expanding virtual care capabilities to advance home care and treatment to safely improve access for community and rural patients.
- Rapid development and dissemination of public and consumer information about the COVID-19 virus to help the public (consumers, government, peer medical providers, etc). understand the risks and take actions to prevent and/or care for the infection.
- Development and dissemination of rapid COVID-19 testing resources to strengthen efforts of local public health and other health care organizations in serving community needs.
- Refocused research efforts to bring greater understanding, therapies, and potential vaccine solutions for the COVID-19 virus, including antibody testing capabilities, blood plasma therapies and effectiveness and safety of various pharmaceutical therapies.
- Sharing knowledge and collaborating broadly with other academic health centers and businesses to expand understanding and resources to address and contain the disease. Examples include using AI to model and forecast hotspots across the U.S., as well as developing tools to standardize contact tracing and exposure management. These systems were also shared with Public Health departments to inform changing health safety policies as the pandemic has evolved locally.

These efforts, combined with the capacity challenges of local non-profits and other sectors delayed some of the 2020 community health improvement (implementation plan) strategies.

**COVID-19 disclaimer:** With the COVID-19 pandemic lingering as a crisis in 2021, education and communication about COVID-19 safety measures, including vaccination, often took priority over CHNA efforts. Many activities that supported CHNA priority areas were held virtually or cancelled to support community safety considering COVID-19 positivity.

Here are highlights of the accomplishments of the community health implementation plan for each of the priority health focus areas in Eau Claire County.

## **Mental Health**

The following efforts have been implemented to impact mental health and related health concerns:

### **Monetary Support:**

- Altoona Middle School - \$1,000 (After School Program)
- Azura Memory Care – \$400 (Azura Dementia)
- Bared Feet - \$800 (Programming for after school on peace)
- Big Brothers and Big Sisters - \$2,400 (Programming)
- Boys and Girls Club of the Greater Chippewa Valley - \$20,000 (Programming)
- Boys and Girls Club of Chippewa Valley – \$6,000 (Eau Claire virtual learning)
- Chippewa Valley Council – Boy Scouts of America - \$2,000 (Programming and registration assistance)
- Chippewa Valley Museum – \$500 (How the Other Side Lives exhibit)

- Eau Claire Community Foundation – \$100,000 (L.E. Phillips Public Library)
- Eau Claire Area School District - \$5,000 (Clothing for those in need)
- Eau Claire Area School District - \$5,000 (Social and Emotional Learning Mental Health)
- Family Resource Center - \$3,000 (Programming)
- Family Promise of Chippewa Valley - \$5,000 (Housing)
- Fierce Freedom - \$5,000 (Tools and Education to Fight Human Trafficking)
- Hearts in Harmony - \$3,500 (Programming)
- Inclusa, Inc. – \$11,000 (EverybodyIN grant)
- LGBT Community Center of the Chippewa Valley – \$4,000 (EverybodyIN)
- Literacy Chippewa Valley – \$350 (Scrabble Bee Team)
- Lutheran Social Services of Wisconsin and Upper Michigan, Inc. - \$20,000 (Programming)
- National Alliance on Mental Illness Chippewa Valley - \$2,000 (Programming)
- North High School - \$1,500 (Equestrian Therapy)
- Pablo Center at the Confluence - \$8,000 (Programming for youth STE(A)M)
- Prevent Suicide Chippewa Valley – \$1,000 (Sharing Hope Walk)
- Regis Catholic Schools - \$3,500 (Second Step Elementary Classroom Kits)
- United Way of the Greater Chippewa Valley - \$1,000 (Born Learning Trail)
- University of WI System – Wisconsin Institute for Public Policy and Service - \$2,500 (Sponsorship Towards One WI 2021 Conference)
- YMCA of the Chippewa Valley \$5,000 (Programming)
- The Village Project, Inc. - \$25,000 (Programming)

#### Programming and Education:

- **Fall into Wellness virtual program** - Distributed materials for the Fall into Wellness virtual program to the general population, key organizations, and area schools. This program, delivered in a points-based, friendly month-long competition, helped highlight small, simple changes to manage stress, eat nutritionally balanced foods and get regular physical activity. Presentations available to view on YouTube following the live webinars.
- **Community Contribution funding for mental well-being initiatives** – facilitated grant invitations and review for those community organizations with initiatives supporting the Community Health Needs Assessed areas. Activity included grant review and approvals and follow-up with the organizations.
- **Discover Gratitude** - invited educators, social service agencies and community members to participate in this free, self-guided virtual program that helps improve mental well-being through daily journaling, with emphasis on gratitude for improved mental well-being.
- **Masks Made by Me** coloring contest (123 participants)
- **Stories From the Heart** (1 event held)
- **Understanding Alzheimer's and Dementia** (2 classes held, 10 people attended)
- **Chippewa Valley Free Clinic** – provide funding and resources to support the operation of the free clinic to the underserved.
- **Blogs** - provided subject matter on a variety of topics focusing on CHNA to community members through web access and newsletters.

**Community Involvement:**

- Chippewa Valley Free Clinic (Volunteers)
- Chippewa Valley Technical College (Committee Member)
- Eau Claire Chamber of Commerce (Committee Member)
- Eau Claire Healthy Communities (Mental Action Team membership)
- Homelessness Strategic Planning (Membership)
- Hometown Heroes Outdoors (Volunteer)
- Mental Health Matters (Youth mental health education, mindfulness *training*).
- National Alliance of Mental Illness (Volunteer and Board Member)
- Project Search (Mentoring project)
- United Way of the Greater Chippewa Valley (Board Members and volunteers)

**Substance Use & Alcohol Misuse**

The following efforts have been implemented to impact substance abuse & alcohol misuse and related health concerns:

**Monetary Support:**

- Eau Claire BRAIN team - \$1,000 (Sponsor of BRAIN conference)
- Eau Claire City County Health Department – \$15,000 (Alliance AODA Prevention)
- Eau Claire City-County Health Department – \$1,500 (Alliance vaping meth campaign)
- Hope Gospel Mission – \$4,000 (Harvest for Hope fundraiser)
- Altoona Middle School and High School - \$4,000 (Vaping Focus Groups and Public Service Announcement)
- RCU Foundation – \$1,500 (Rock the Riverfront)

**Community Involvement:**

- Chippewa Valley Child Advocacy Center Multi-Disciplinary Team (Committee Member)
- Eau Claire County Sexual Assault Response Team (Committee Member)
- Eau Claire Healthy Communities (Committee Member)
- Housing and Homelessness (Volunteer)
- Substance-Free Pregnancy and Recovery Coalition (Committee Member)
- Alliance for Substance Misuse Prevention Coalition (Committee Member)

**Research:**

Study finds changes in substance abuse among young adults during pandemic; findings were reported in local media.

**Chronic Disease & Obesity**

The following efforts have been implemented to impact chronic disease & obesity and related health concerns:



#### Monetary Support:

- Alzheimer's Association - \$1,500 (Walk)
- American Cancer Society (\$1,000) Programming
- American Heart Association – \$10,000 (Programming)
- Big Brothers Big Sisters – \$1,200 (Bowl for Kids Sake)
- Boys and Girls Club of Chippewa Valley – \$1,950 (Live Safe app for COVID safety)
- Chippewa Off Road Bike Association – \$300 (Snowshoe and bike event)
- Chippewa Valley Free Clinic – \$25,000 (Operating grant)
- Eau Claire Area School District Longfellow – \$250 (Puddle Jump)
- Eau Claire Children's Museum – \$2,500 (Let's Get Cooking) + \$1,000 (Schools Out)
- Epilepsy Foundation of Wisconsin - \$1,000 (Walk)
- Family Resource Center – \$3,000 (PATT home visiting services)
- Beaver Creek Reserve - \$500 (Programming)
- Bike Chippewa Valley – \$2,800 (Implement bike signs for trails)
- Chippewa Valley Museum - \$1,000 (Implement COVID guidelines)
- Feed My People Inc. - \$5,000 (Crisis Outreach Program)
- Girls on the Run of Chippewa Valley – \$1,500
- Hope Gospel Mission - \$2000 (Food Security)
- L.E. Phillips Memorial Public Library - \$1,000 (Story Walk)
- Midwest Power Soccer Association – \$833.34
- National Multiple Sclerosis Society – \$750 (Awareness walk)
- Northern WI Breastfeeding Network – \$750
- Northstar Middle School - \$2,000 (Northstar Edible Classroom)
- The Reach Foundation - \$500 (Annual gala for wheels and meals campaign)
- The Wellness Shack – \$8,000 (Operational support)
- The Community Table - \$10,000 (Food Security)
- Sam Davey Elementary School - \$4,000 (Playground Improvement)
- United Way of Greater Chippewa Valley \$2,500 (Programming)
- Wisconsin Farm Technology Days - \$5,000 (Sponsorship for handwashing stations)

#### Programming and Education:

- **Chronic disease webinars-** designed to educate the community about chronic disease prevention. The topics of the three webinars include: healthy eating strategies, chronic pain management and Yoga to relieve pain and stress. Presentations were available to view on YouTube following the live webinars.
- **Community Contribution funding for Chronic Disease Prevention** – facilitated grant invitations and review for those community organizations with initiatives supporting the Community Health Needs Assessed areas. Activity included grant review and approvals and follow-up with the organizations.
- **Vaccinations** - Promote COVID vaccination to community groups with education on symptoms, vaccine safety, availability, and community collaboration.
- **Myeloma Support Group** - open to the community.

- **Breast Cancer Support Group** - open to the community
- **Community communication** - COVID updates and other health related topics (18 emails sent)
- **Advanced Strong Bodies classes** (16 classes were held with 40 individuals attending).
- **Basic Strong Bodies** (16 classes were held in Eau Claire with 32 individuals attending and 20 classes held with 20 people attending in Fall Creek).
- **CHNA Presentation** (One class was held with 10 people in attendance).
- **Living Again Cancer Support Group** (Two classes were held with 9 people in attendance).
- **Lymphedema: Laugh & Learn Support Group** (One class was held with 7 people in attendance).
- **Myeloma Support Group** is open to the community (3 classes were held with an average of 14 people attending at each session).
- **UW – Extension Presentation** on stroke care.
- **UW-Eau Claire Presentation** on nutrition.

Community Involvement:

- American Red Cross (Board members)
- American Cancer Society (Volunteer)
- American Heart Association
- Big Brother Big Sister (Volunteer)
- Boys and Girls Club of the Greater Chippewa Valley (Board Member)
- Chippewa Valley Free Clinic (Board Member, Volunteers)
- Chippewa Valley Technical College (Board Member)
- Chippewa Valley YMCA (Board Member and Volunteer)
- City of Eau Claire (\$75,000 toward support of regional ambulance service).
- Eau Claire County Aging and Disability Resource Center (Volunteer and presentations)
- Eau Claire Health Department (Committee Department)
- Eau Claire Healthy Communities Chronic Disease Prevention Action Team (Committee Member)
- Islamic Society of Northern Wisconsin (Board Member and Volunteer)

Despite the actions taken since the prior CHNA to address mental health, substance use and alcohol misuse and chronic disease/obesity, the results of the CHNA concluded these priorities continue to be health concerns in the community and will continue to be addressed by MCHS- Eau Claire.

# Mayo Clinic Health System Individuals Involved in CHNA

Community Health Needs Assessment Committee:

Richard Helmers, MD, Regional Vice President, Mayo Clinic Health System, Northwest Wisconsin

Karolyn Bartlett, Manager, Operations

Brook Berg, Community Engagement Director

Tasha Bjork, Administration, Operations

Cory Carlson, RN, Behavioral Health Supervisor

Andrew Calvin, MD, Cardiology

Jason Craig, Administration, Regional Chair

Marquita Davis, Quality, Performance Improvement Advisor

Jen Drayton, RN, Nurse Administrator

Joni Gilles, RN, EMS Coordinator

Frances Jordahl, Social Work Supervisor

Jenny Jorgenson, Community Engagement Specialist

Carie Martin-Krajewski, Vice Chair, Administration

Sarah McCune, RN, Operations, Administration

Maria Seibel, Community Engagement Specialist

Tina Tharp, Community Engagement Specialist

Pam White, RN, Chief Nursing Officer